



City of Westminster

# Committee Agenda

Title: **Shareholder Committee**

Meeting Date: **Thursday 17th March, 2022**

Time: **3.30 pm**

Venue: **Room 18.12, City Hall, 64 Victoria Street, London SW1E 6QP**

Members: **Councillors:**

Heather Acton  
David Harvey

Rachael Robathan (Chairman)  
Paul Swaddle



**Members of the public are welcome to attend the meeting and listen to the discussion Part 1 of the Agenda**

**Admission to the public gallery is by ticket, issued from the ground floor reception. If you have a disability and require any special assistance please contact the Committee Officer (details listed below) in advance of the meeting.**

**If required, the Committee will resolve to exclude the press and public from the meeting should any specific item of business so require on the grounds that discussions may involve the likely disclosure of exempt information as defined in Part I of Schedule 12A to the Local Government Act 1972 (as amended). Some reports on the agenda may include confidential information which is exempt from publication. The Committee may need to discuss this information in private session before decisions are taken afterwards, in public session**



**An Induction loop operates to enhance sound for anyone wearing a hearing aid or using a transmitter. If you require any further information, please contact the Committee Officer, Amy Just, Leader's Senior Advisor.**

**Email: [ajust@westminster.gov.uk](mailto:ajust@westminster.gov.uk)**

**Corporate Website: [www.westminster.gov.uk](http://www.westminster.gov.uk)**

**Note for Members:** Members are reminded that Officer contacts are shown at the end of each report and Members are welcome to raise questions in advance of the meeting. With regard to item 2, guidance on declarations of interests is included in the Code of Governance; if Members and Officers have any particular questions they should contact the Head of Committee and Governance Services in advance of the meeting please.

## **AGENDA**

### **PART 1 (IN PUBLIC)**

**1. MEMBERSHIP**

To report any changes to the membership

**2. DECLARATIONS OF INTEREST**

To receive and record declarations of interest

**3. MINUTES**

To approve minutes of the previous meeting

**(Pages 5 - 10)**

**4. WESTCO - BUSINESS PLAN 2022-23**

To approve the business plan for 2022-23 for Westco Trading Ltd

**(Pages 11 - 48)**

**5. WESTCO - APPOINTMENT OF DIRECTOR**

To approve the appointment of a Finance Director to the Board of Westco Trading Ltd.

**(Pages 49 - 52)**

**6. WESTMINSTER COMMUNITY HOMES - OPERATIONAL AND FINANCIAL UPDATE 2021/22**

To note the Operational and Financial Update 2021-22 for Westminster Community Homes

**(Pages 53 - 68)**

**7. WESTMINSTER BUILDS BUSINESS PLAN 2022/23**

To approve the business plan for 2022/23 for Westminster Housing Investments Ltd and Westminster Housing Developments Ltd, also known as 'Westminster Builds'

**(Pages 69 - 112)**

**8. FUTURE WORK PROGRAMME OF MEETINGS AND DECISIONS**

- To discuss the upcoming meetings and decisions of the Shareholder Committee. Next meeting – June/July to receive

- end of year 2021/22 financial and operational reporting
- October/November to receive mid-year 2022/23 financial and operational reporting

**Stuart Love**  
**Chief Executive**  
**26 November 2021**

This page is intentionally left blank



CITY OF WESTMINSTER

MINUTES

## Shareholder Committee

### MINUTES OF PROCEEDINGS

Minutes of a meeting of the **Shareholder Committee** Committee held on **Monday 6th December, 2021**, Rooms 18.01 - 18.03 - 18th Floor, 64 Victoria Street, London, SW1E 6QP.

**Members Present:** Councillors Heather Acton, David Harvey, Rachael Robathan (Chairman) and Paul Swaddle

**Apologies for Absence:** None

#### 1 WELCOME, TERMS OF REFERENCE AND MEMBERSHIP

- 1.1. It was noted that the terms of reference approved by Cabinet in July 2021 had been subject to a minor amendment made in line with the delegated authority provided to the Executive Director of Finance and Resources. The amendment added paragraph 4.5.3 as follows:

*“Certain decisions, including the nomination of Directors, may be taken outside of meetings by signed resolution of a majority of Committee Members.”*

#### 2 DECLARATIONS OF INTEREST

- 2.1. There were no declarations of interest.

#### 3 WESTMINSTER BUILDS MID-YEAR REPORT

- 3.1. Cllr Jacqui Wilkinson, Chairman of Westminster Builds, gave an overview of the status of the work underway by Westminster Builds, including the move of the Company into a more practical, delivery phase across all of its work.
- 3.2. James Green, Managing Director of Westminster Builds, highlighted that there have been a number of early successes this year and highlighted a small number of examples of construction, delivery and acquisition as noted in the report. James Green also noted a number of challenges both in terms of delivery and finances but reassured Members that these are being managed, monitored and mitigated.

- 3.3. James Green's updated also noted the following key points. The model being worked towards is for the Company as a special purpose vehicle. There is an updated risk register for the Company which notes Brexit and COVID implications for price, resource availability and wider market forces which are also being monitored and mitigated where possible. Noted close links with council departments, including Finance, Legal and Planning, which support the Company to deliver its objectives.
- 3.4. Directors reported that, overall, the Company is performing against the business plan and look forward to taking stock and reviewing the business plan and objectives for the Company ahead of 2022/23
- 3.5. Cllr Rachael Robathan asked about demand for certain types and size of housing across various schemes including West End Gate and Carrick Yard. Debbie Jackson, the council's Executive Director of Growth, Planning and Housing responded, as this is assessed by the council not the Company, that council schemes are based on a housing needs analysis which is refreshed each year. The demand analysis for West End Gate will be shared with the Committee.
- 3.6. Cllr David Harvey asked why everything on the risk register was noted as such high risk, how are these managed on an ongoing basis and was there capacity in the team to do that. James Green responded that what a development Company does is inherently risky and clarified that amber markers on the register show where there are good mitigations in place. Steve Muldoon, the Company's Finance Director noted that the green risks had been filtered out for the purposes of this report and there is a longer list of risks being monitored. James Green noted that staffing is a challenge but it is being worked on constantly.
- 3.7. Cllr Paul Swaddle also noted concern about the approach being taken to sales at Carrick Yard, similar to Cllr Robathan previously, and emphasised the importance of clarity when planning development against demand.
- 3.8. Cllr Rachael when it is anticipated that peak debt to the council's General Fund will be if the forecast is that the debt will be repaid to the council to 2060. Steve Muldoon commented that the business plan will be brought back to this Committee in March and this will cover the issue of peak debt point.

#### **4 WESTMINSTER BUILDS - APPOINTMENT OF DIRECTOR**

- 4.1. Cllr Rachael Robathan asked if there will be a separate paper on the appointment of a Managing Director and a review of the correct level of resourcing and mix of board members including non-executive directors.
- 4.2. Debbie Jackson responded that the recommendation in front of the Committee makes the board up to the right level of directors for now. The model for the Company is however that it is resourced in house by council officers and their time is recharged. A full review will however be conducted on resourcing levels and board membership ahead of the March meeting of this Committee.
- 4.3. The Committee voted to accept the recommendations.

**RESOLVED:** The Shareholder Committee agreed that Neil Wightman, Director of Housing at Westminster City Council should be appointed as a Board Member of Westminster Builds, in the form of Westminster Housing Investments Ltd and Westminster Housing Developments Ltd. and that the secretary of the Company should make the necessary entries in the statutory books of the Company and to make the necessary filings at Companies House.

## **5 WESTMINSTER BUILDS - APPOINTMENT OF AUDITORS**

5.1. The Committee voted to accept the recommendations.

**RESOLVED:** The Shareholder Committee ratified the appointment of Cooper Parry Group Limited to be the auditor for Westminster Housing Investments Limited and Westminster Housing Developments Limited for the year ended 31 March 2021 and approved the appointment of the same Company to be the auditor for Westminster Housing Investments Limited and Westminster Housing Developments Limited for the year ended 31 March 2022.

## **6 WESTMINSTER COMMUNITY HOMES MID-YEAR REPORT**

- 6.1. James Green, Chairman of Westminster Community Homes and Steve Moore, Chief Executive of the Company, gave an overview of the schemes and stock being managed including the pipeline from Westminster City Council.
- 6.2. Steve Moore noted that there only a small number of leaseholders still to agree to sell at Ebury Bridge Estate. This is a phased approach and incrementally progress is being made, hopefully without the need for a CPO.
- 6.3. Steve Moore also noted his decision to retire in July 2022 and this, combined with a change in financial circumstances whereby the Company used to be the development delivery vehicle for the council but is no longer, mean that the financial and operational future of Westminster Community Homes needs to be considered by the council.
- 6.4. Cllr Rachael Robathan, and the whole Committee, noted their thanks for the brilliant job Steve Moore has does as Chief Executive of Westminster Community homes, and further noted the excellent work of the company as set out in the report.
- 6.5. Cllr Rachael Robathan noted that there are more pressures on the Affordable Housing Fund and these need to be reviewed by the council to look at the full mix of housing routes available and how benefit is maximised. Also officer were asked to undertake a more detailed piece of work about how we build on successes of Westminster Community Homes to date and when thinking about its purpose and how this fits as part of the council's wider ambitions. Opportunity to explore future role around leaseholder acquisitions.

## **7 WESTMINSTER COMMUNITY HOMES - APPOINTMENT OF DIRECTOR**

7.1. The Committee voted to accept the recommendations.

**RESOLVED:** The Shareholder Committee agreed that Cllr Susie Burbridge should be appointed as a Board Member of Westminster Community Homes until the May 2022 local elections, and that the secretary of the Company should make the necessary entries in the statutory books of the Company and to make the necessary filings at Companies House.

## **8 WESTCO MID-YEAR REPORT**

- 8.1. Cllr Tony Devenish, Chairman of Westco asked Ian Farrow, Managing Director of Westco to give an overview. Ian Farrow gave an overview of the history of Westco to place performance in context. Overall the Directors' assessment is that performance is strong but there are challenges arising from the COVID-19 pandemic and the council's own Communications and Engagement review. In response to both, Westco reviewed its business model and innovated its offer to the wider market. This has already achieved benefit as set out in the report, and the ambition for next year is to build on these.
- 8.2. Cllr David Harvey asked what the workforce challenges are in a business which is primarily people driven and where the report notes pay and conditions as challenging areas. Ian Farrow and Christos Pishias, Westco's Associate Director, noted that this is an area which is being actively worked on and there are really good insights into how to retain people. Other areas around pay and reward are being considered, including options such as mutualisation.
- 8.3. Cllr Paul Swaddle noted that the product mix is important and if 60% of the business is placing people and people for hire, how is mix being managed in the current context. Ian Farrow responded that the company is working directly with local authority clients and professionalising the business. Day rates are going up for those Westco want to work with and the Company doesn't just place people but instead offers wider services which add an extra layer of value to clients.
- 8.4. Cllr Rachael Robathan asked if the Westco Academy is new this year. Ian Farrow responded that although it has been in place for a number of years, it was more successful this year, possibly because of the pandemic and the flexibility this has afforded the Company in running events. 80-90% of attendees are drawn from across Local Government, but Central Government and the NHS also sent delegates. Cllr Heather Acton asked about pricing. It was confirmed that prices vary for different courses but the ambition is always to try to keep below £100 to keep competitive and respond to the market.

## **9 FUTURE WORK PROGRAMME OF MEETINGS**

## **10 ANY OTHER BUSINESS**

The Meeting ended at 14:03



**CHAIRMAN:** \_\_\_\_\_

**DATE** \_\_\_\_\_

This page is intentionally left blank



## City of Westminster Committee Report

<b>Meeting or Decision Maker:</b>	Shareholders Committee
<b>Date:</b>	17 March 2022
<b>Classification:</b>	General Release
<b>Title:</b>	Westco Business Plan, 2022/23
<b>Wards Affected:</b>	All
<b>Key Decision:</b>	No
<b>Report of:</b>	Westco Managing Director and Westco Chairman

### 1. Executive Summary

- 1.1. This report presents to Westminster City Council's (WCC) Shareholder Committee the summary of the agency's business plan for the financial year 2022/2023.

### 2. Recommendations

- 2.1. The Shareholder Committee are asked to note this report and approve the Business Plan for 2022/23.

### 3. Background, Including Policy Context

- 3.1. Westco has operated as an agency since its constitution in 2007/8, selling marketing and communications expertise to the public sector and providing Westminster City Council with communications, research and engagement services for critical projects and services as required. Since its launch, Westco has employed over 100 communications professionals, trained more than 800 public servants, and developed more than 15 heads of communications providing WCC staff opportunities to further their careers and bring back experience to the council.
- 3.2. Westco has undertaken over 40 audits and reviews of public sector organisations' communications functions, including the Cabinet Office, placed over 50 interim professionals, and worked with Leaders and Chief Executives from local authorities of every political hue. To the best of our knowledge, Westco is the most successful local authority-owned marketing and communications agency in the UK and achieved industry recognition as such in 2016, winning the Chartered Institute of Marketing (CIM) Agency of the Year award.
- 3.3. Westco's workforce remains committed to the agency's mission and objectives. In the latest staff survey completed in November 2021, more than 90% of Westco employees reported that they enjoy working for Westco, that they have a clear understanding of values, objectives, and quality standards and that they are treated fairly and with respect. Only 40% however reported that they are satisfied with remuneration/total benefits package, an area Westco scores consistently low across staff surveys and a key driver of staff turnover particularly in the current employment market.
- 3.4. Westco provides the following services:
  - 3.4.1. Communications consultancy, which includes reviews of communications functions, narrative development, strategy, media training, board-level advice and guidance. (Estimated 10% of turnover).
  - 3.4.2. Interim/managed placement of communications professionals, such as heads of communications, media, internal communications, marketing and digital specialists, including outsourced communications contracts. (Estimated 60% of turnover).
  - 3.4.3. Digital marketing, including strategy, content, analytics and media buying via partnerships. (Estimated 10% of turnover).
  - 3.4.4. Research and engagement, including qualitative and quantitative research services, evaluation, data visualisation, consultation, engagement and event management. (Estimated 7% of turnover).

3.4.5. Creative services, including branding, content and graphic design. (Estimated 12% of turnover).

3.4.6. Academy training, including thought leadership events, live online, pre-recorded and in-person training

#### 4. Summary of performance for the financial year 2021/22 (Q1-Q3)

4.1. For the financial year 2021/22 (Q1-Q3) Westco set a turnover target of £3.8m and a break-even profitability target. This reflected the expected impact of the WCC Communications and Engagement restructure, and the ongoing impact of the pandemic.

4.2. Table 1 below shows performance during the first 9 months of the financial year against set targets.

**Table 1 2021/22 Performance up to end of the end of Q3**

Description	Target (Q1-Q3)	Achieved	% variance
Turnover	£2.85m	£3.17m	+11.2%
Profitability	Break even	£97,881	
New sales	£0.9m	£1.28m	+42%

4.3. While the impact from the WCC restructure and the pandemic has been significant, increased turnover and profitability from new services launched in this financial year and improved performance on existing clients resulted in the agency exceeding its set targets. During Q1-Q3, Westco generated a turnover of £3.17m exceeding by 11.2% its set turnover target. The agency also generated a profit of £97,881 exceeding its break-even target for this period.

4.4. During this period, Westco operated in a challenging environment due to the COVID-19 pandemic and the restructure of the communications department within WCC. To mitigate the impacts of the pandemic and WCC restructures, Westco proactively developed and launched three new service areas in the last year which were further developed in this financial year:

4.4.1.**Campaign Hub:** We developed digital marketing capabilities quickly to meet emerging needs in the sector, including media buying, through our partnership with the Council Advertising Network (CAN). This innovative hub approach brings councils together to address common communications issues. Westco develops free campaign strategies, resources, pools budgets, develops media buying strategy and shares analytics on the effectiveness of digital marketing campaigns.

4.4.2.**Westco Works:** We increased our placement of expert communications specialists to external clients to support both emergency requirements (e.g., resources to support a council's response to the pandemic) and emerging areas of practice (e.g., digital experts). We are also in discussions with existing clients to develop more formal and longer-term partnerships supporting them with their longer term aspirations for communications and engagement.

4.4.3.**Community engagement:** following the restructure of the Communications team at WCC, much of the Westco capability serving WCC with Communications and Engagement services changed employment or remained in roles out of scope of the review. The lead Director previously leading our WCC team has been responsible since the review for the development of a community engagement practice for external clients. In the third quarter of this financial year Westco secured its first external clients for community engagement services.

4.4.4.**Westco Academy:** We increased the volume and standard of thought leadership, networking and training services to public and third sector communicators through the Westco Academy. More than 800 people attended Westco Academy events in 2021.

4.5. Activity across these areas exceeded financial and developmental targets allowing Westco to mitigate lost revenue and exceed its set targets for the three quarters of the financial year 2021/22. The development of new capabilities in these areas and their successful commercialisation, over and above core contracts.

## 5. Summary of the business plan for the financial year 2022/23

5.1. Westco is committed in its mission to “improve people’s lives through strategic communications, challenge the status quo and push at the boundaries of innovation”. Based on this mission, the 2022/23 business plan will be based on leveraging innovative work that has generated both financial returns and required social impact this financial year. Key targets for the financial year 2022/23 include:

5.1.1. Maintaining turnover to 2021/22 levels (£3.8m or above). Westco is aiming to maintain rather than increase its turnover due to further forecast reductions in the turnover generated from services to Westminster City Council.

5.1.2. Increase our sales target to external clients to mitigate reduced turnover from Westminster City Council and strengthen our external client base, particularly Campaign Hub and “Westco Works” clients.

5.1.3. Reduce an increased risk of staff turnover particularly in critical delivery and management positions by exploring retention strategies including the possibility of establishing alternative governance models that provide employees with ownership in their work (e.g. Mutuels).

5.2. Appendix 1 lists financial targets for 2022/23.

5.3. The agency is developing a delivery plan to enable it achieve objectives set out in the business plan, based on the below priorities:

5.3.1. Improving new business development capabilities to strengthen partnerships with existing clients and establishment of new client relationships in our target markets.

5.3.2. Professionalisation of innovative services such as Westco Works, the Campaign hub and Westco Academy by developing the procedures and processes needed to allow for growth in the financial year 2022/23.

5.3.3. Development of our workforce through the implementation of a retention and talent development strategy and the review/assessment of alternative governance models that support long term employee commitment, retention and development.

5.3.4. Strengthening of our financial management and reporting procedures to reflect the development of Westco from an agency with distinct practices to a more integrated one bringing all services together to support client needs.

5.3.5. Strengthening our governance by proposing to the Shareholders’ committee the appointment of non-Executive Directors.

5.4. A draft business plan is provided to the Committee as Appendix 2 to this report. The committee should note that the business plan will be reviewed and updated at the end of this financial year and will be subject to ongoing, quarterly reviews and updates throughout the new financial year.

## **Key risks**

5.5. Appendix 3 sets out the risks identified as key to the delivery of the 2022/23 business plan based on current assumptions. Each risk has been allocated an owner and is subject to a structured management process overseen by the agency’s Managing Director.

## Conclusion

- 5.6. Westco has performed strongly in the first three quarters of the financial year 21/22 exceeding expectations and targets across all financial, business and workforce development areas. Strong performance was driven by the successful design and rollout of new services that were quickly adopted by our target market. During this period, Westco has helped a significant number of local authorities and NHS organisations address challenges presented by the pandemic, such as increasing vaccination rates and encouraging mass testing where this was needed. The agency was able to recover lost income and profitability resulting from reduced work for Westminster City Council by generating more income from services provided to external clients.
- 5.7. The agency is developing its business plan for the financial year 2022/23 in the context of strong performance with external clients and the successful launch of innovative campaign and resourcing services in this financial year. Despite ongoing uncertainties and challenges within our public sector communications sector, the agency aims to increase the impact it generates for its clients and the people they serve in the next year and by doing so, strengthen its market positioning and performance. Employee retention and talent attraction however are currently perceived as the biggest risks the agency faces in the context of an increasingly mobile workforce and talent competition. Resolving these risks will be key in the agency delivering its aspirations for the financial year 2022/23 and beyond.

**If you have any queries about this Report or wish to inspect any of the Background Papers please contact:**

*Christos Pishias at [christos@westcocommunications.com](mailto:christos@westcocommunications.com)*



By virtue of paragraph(s) 3 of Part 1 of Schedule 12A  
of the Local Government Act 1972.

Document is Restricted

This page is intentionally left blank

By virtue of paragraph(s) 3 of Part 1 of Schedule 12A  
of the Local Government Act 1972.

Document is Restricted

This page is intentionally left blank

By virtue of paragraph(s) 3 of Part 1 of Schedule 12A  
of the Local Government Act 1972.

Document is Restricted

This page is intentionally left blank



City of Westminster

## Shareholder Committee Report

<b>Meeting or Decision Maker:</b>	Shareholder Committee
<b>Date:</b>	17 <sup>th</sup> March 2022
<b>Classification:</b>	General Release
<b>Title:</b>	Appointment of Director
<b>Wards Affected:</b>	All
<b>Company Affected:</b>	Westco Trading Limited
<b>City for All/Policy Context:</b>	Good governance of council owned companies
<b>Key Decision:</b>	No
<b>Report of:</b>	Westco Managing Director and Westco Chairman

### 1. Executive Summary

- 1.1. Following the resignation of the former Finance Director of Westco Trading Limited there is a vacancy on the Board of the company which requires filling.
- 1.2. The Shareholder Committee holds delegated authority to act on behalf of the Council for a number of key decisions, including the nominations of Directors to be appointed to the Board of a subsidiary.
- 1.3. The new appointee will become a member of the Westco Trading Limited Board.

## **2. Recommendations**

2.1. It is recommended that:

- Lyndsey Gamble, Strategic Finance Manager, Strategic Projects and Commercial Lead at Westminster City Council is appointed as a Board member of Westco Trading Limited
- The Company is instructed to make the necessary entries in the statutory books of the Company and to make the necessary filings at Companies House.

## **3. Reasons for Decision**

3.1. There is currently a vacancy within the Westco Trading Limited Board. The nominee's knowledge and experience in the area of finance will ensure continued input and oversight with regard to the financial position of the company.

## **4. Financial Implications**

4.1. None – Directors are not remunerated or compensated for undertaking these roles.

## **5. Legal Implications**

5.1. The authority for the Shareholder Committee to nominate directors to the boards of the council's wholly owned companies was delegated by decision of Cabinet on 12 July 2021.

5.2. Westco Trading Limited's ("Westco") articles of association stipulate that the holder of the A Shares in Westco (i.e. the City Council) has the sole right to appoint directors and has the right to remove and / or replace such directors on 5 working days' notice to the company

5.3. Training should be provided to the director so as to ensure conflicts of interest are understood and managed appropriately and that the individual appointed understands and is able to comply with their statutory duties under the Companies Act 2006 and associated legislation.

## **6. Carbon Impact**

6.1. There are no direct carbon implications from the appointment of an existing council employee to the Board of Westco Trading Limited.



**APPENDICES**

**None.**

**BACKGROUND PAPERS**

None.

This page is intentionally left blank



City of Westminster

## Shareholder Committee Report

<b>Decision Maker:</b>	Shareholder Committee
<b>Date:</b>	17 <sup>th</sup> March 2022
<b>Classification:</b>	For General Release
<b>Title:</b>	Westminster Community Homes – Operational and Financial update 2021/22
<b>Wards Affected:</b>	All
<b>City for All Summary:</b>	Delivering more affordable housing
<b>Key Decision:</b>	No
<b>Report of:</b>	WCH Chief Executive and WCH Chairman

### 1. Executive Summary

- 1.1 This report set out the current progress being made by Westminster Community Homes (WCH). Details are provided on WCH Core Programme for 2021/22 and the latest financial position as at the end of January (Period 10). The full monthly accounts are attached as Appendix A.

### 2. Recommendations

- 2.1 The Shareholder Committee are asked to note this report.

### 3. WCH work programme 2021/22

- 3.1 WCH current work programme comprises of the following core activities:
- continue to negotiate the acquisition of leasehold interests in the Ebury and Church Street Regenerations Areas to deliver vacant possession of blocks identified for demolition

- complete the current WCH Development programme of 50 affordable units comprising of 45 units for Intermediate Rent and 5 units for Shared Ownership.
- commence the “Refresh” project to ensure all WCH meets new legislative requirements concerning fire safety and energy efficiency and continue to meet WCH letting standard
- deliver WCH “Social Value” programme

The following is the progress made to date on the 2021/22 WCH work programme:

### 3.2 Acquisition of leasehold interests in the Ebury and Church Street Renewal Areas

WCH, function as the City Councils agent, to negotiate the acquisition of leasehold interests in the City Council’s Renewal Areas. It successfully delivered the required acquisitions on the Tollgate estate and is now actively working on Ebury and Church Street.

#### 3.2.1 Ebury

The regeneration of Ebury estate is taking place in three phases (1, 2a and 2b). Originally there were 140 leasehold interests and to date a total of 115 units have been acquired following negotiation by WCH.

All the lessee interests were voluntarily acquired in Phase 1 without the City Council having to use Compulsory Purchase Powers. The blocks concerned have been demolished with construction now underway. Of the remaining 25 cases, terms have been agreed in respect of 5 cases and these are now with solicitors.

#### 3.2.2 Church Street

Although leasehold interests across Sites B, C and Gayhurst House are still being acquired wherever possible, once they come onto the market, priority is currently being given to Site A.

On Site A, there were originally 47 lessees and to date 35 units have been acquired through negotiation by WCH.

Across Sites B, C and Gayhurst House there were originally a total of 114 lessee units and to date 32 units have been acquired.

### 3.3 WCH Development programme

#### 3.3.1 Victoria Wharf (Phase 2)

Following the completion of WCH award winning scheme at Victoria Wharf, WCH were able to acquire the adjoining land and obtain planning permission for a new development which, when completed, will be linked to the first phase to create a

42-unit scheme. Construction work on phase 2 is progressing well with a completion date of August 2022 to deliver these 20 Intermediate Rented units

### 3.3.2 581-587 Harrow Road W10

The Planning Application for this scheme was submitted in December 2021 and it is due to go to the Planning Committee for determination on 8<sup>th</sup> March. If approved, this scheme will provide 25 Intermediate Rented units with start on site scheduled for summer 2022.

### 3.3.3 Pilot Low-Cost Shared Ownership scheme

WCH are currently piloting a low-cost share ownership scheme. Low-cost home ownership opportunities for first time buyers in Westminster are principally restricted to shared ownership. However, the most recent shared ownership units coming through have been as Section 106 affordable housing provision on new build schemes with higher-than-average values.

WCH pilot scheme looks to bring forward existing street properties into shared ownership thereby creating a small but useful low-cost opportunity for aspiring homeowners. This pilot scheme of 5 units will test the appetite of the Westminster Home Ownership waiting list. The first three units are currently being converted in Bravington Road W9 with completion scheduled for early April 2022. A further unit in Saltram Crescent W9 is currently being acquired and WCH are actively looking for a final unit to complete this pilot programme.

Once these have been completed WCH will report back to the City Council on the popularity of this programme with hopefully a proposal for a further programme.

## 3.4 “Refresh” programme

### 3.4.1 This programme looks to ensure that all WCH individual units are inspected internally and works undertaken to ensure they meet emerging fire regulations (front doors, smoke, heat, and carbon monoxide alarms), have a minimum EPC rating of C, and have any further works conducted to ensure they continue to meet WCH letting standard.

All WCH tenants have been advised about this project and provided with a home fire safety kit. Surveyors have now been put in place and surveys commenced. Once sufficient surveys have been completed, these will be evaluated, and contracts let for the works phase.

### 3.5 Social Value programme

3.5.1 WCH provides funding for a small annual programme of activities which deliver “social value”. The current programme provides the following activities:

- Homework/Breakfast Clubs at six Westminster Primary Schools
- Girls Youth Club in Church Street
- Football coaching at Churchill Gardens
- Farm trips for primary school children
- Funding for “Westminster Wheels”

Because of Covid the farm trips and one primary school has been unable to run their breakfast club. The rest of the programme is being successfully delivered.

## 4. Financial update

4.1 The City Council provide, through the Finance Team, the day-to-day accounting services for WCH on a contractual basis including the provision of monthly management accounts, cash flows, preparation of accounts for annual audit and assisting with the provision of budgets. The monthly accounts are presented at each WCH Board meeting.

4.2 The latest monthly accounts report has been attached to this report as Appendix A. These show that as at Period 10 (end of January 2022) the year-to-date position is a surplus of £485k which is £355k favourable to budget. This is mainly because of the sale of a long held WCH unit which produced a significant surplus of £252k. When units are sold the receipts are reinvested into replacement affordable homes. Without this one-off item the year-to-date position would still be £103k favourable to budget.

## 5. WCH recruitment

5.1 WCH Board met on the 8<sup>th</sup> February to consider the options for the replacement of the current CEX who will be retiring later this year. The Board agreed to proceed with the recruitment of a new postholder who will, in consultation with the City Council, review WCH current core objectives. Further updates will be provided to this Committee at future meetings.

**If you have any queries about this report or wish to inspect any of the Background Papers, please contact:**

*Steve Moore, CEX Westminster Community Homes Tel: 07971626389*

*Email: [smoore@westminster.gov.uk](mailto:smoore@westminster.gov.uk)*

Appendix A



**Financial Report for Period 10**

## WCH Financial Report: Month-end Management Accounts

Period (P10) – 2021/22

### Contents

WCH Executive Summary	Page 3
Key Performance Indicators	Page 3
WCH Income and Expenditure Statement	Page 4
WCH Income and Expenditure Notes	Page 5/6
WCH Balance Sheet	Page 7
WCH Balance Sheet Notes	Page 8/9
WCH Statement of Cash Flows	Page 10
Appendix 1 & 2: Property movements	Page 11



## WCH Executive Summary

Income and Expenditure summary	YTD Actual (£000's)	YTD Budget (£000's)	YTD Variance (£000's)
Total Income	3,645	3,559	86
Total Expenditure	(1,919)	(1,898)	(21)
<b>Net operating surplus/(deficit)</b>	<b>1,726</b>	<b>1,661</b>	<b>65</b>
Amortisation and depreciation	(1,149)	(1,187)	38
Gain on sale of assets	252	-	252
Net interest payable	(344)	(344)	-
<b>Total surplus/(deficit)</b>	<b>485</b>	<b>130</b>	<b>355</b>

Investment activities	Units	£000's	Completion
In borough purchases (WCH stock)	4	1,576	YTD
Disposals	2	976	YTD

**The YTD position at P10 is a surplus of £485k which is £355k favourable to budget.**

### Net operating variance.

The net operating favourable variance of (£65k) is mainly due to:

- £86k favourable to budget income mainly due to £91k favourable to budget miscellaneous income which includes regeneration completion fees, profit from the sale of a property, management fees from RBKC and WCC offset by (£20k) lower than forecasted rental income.
- (£21k) of higher than budgeted expenditure mainly due to direct expenditure of (£126k) for service charges as the estimated invoice from WCC Lessee services was higher than budgeted, (£87k) for miscellaneous direct expenditure surrounding utility bills, council tax, and other one-off expenditure including fire safety equipment provided to tenants and (£24k) relating to the provision for tenants in arrears. These are offset by favourable variances of £149k refurbishment costs as the estimated invoice from WCC Lessee services was lower than forecasted and £57k for repairs.

### Amortisation and depreciation

Amortisation and depreciation is £38k favourable to budget due to accounting estimates.

### Gain on sale of assets

Sale of Assets profit of £252k is due to a property sale

### Interest payable

Interest payable is breakeven to budget.

## Key Performance indicators

### Debt covenant update

The loan agreement between WCH and WCC states that "The Net Operating Income shall not be less than 115% of the Net Interest Payable for the most recently ended Financial Year, and not less than 125% for the current and following Financial Years as calculated on a projected basis."

YTD Net Operating surplus is £1,726k and Interest payable of (£344k); therefor Interest cover for 21/22 is 502% which exceeds the loan covenant.

## Income and Expenditure statement – 31 January 2022

	Note	YTD Actual £'000	YTD Budget £'000	Variance £'000	%	Annual Budget £'000
<b>Income</b>						
Rent	1.1	2,603	2,623	(20)	(1)	3,147
Tenant service charges	1.2	170	165	5	3	198
Temporary accommodation	1.3	552	542	10	2	650
Miscellaneous Income	1.4	320	229	91	40	275
<b>Total Income</b>		<b>3,645</b>	<b>3,559</b>	<b>86</b>	<b>2</b>	<b>4,270</b>
<b>Direct expenditure</b>						
Housing management fees	1.5	285	287	2	1	344
Service charges	1.6	676	550	(126)	(23)	660
Repairs	1.7	191	248	57	23	298
Refurbishments	1.8	70	219	149	68	265
Stock refresh programme	1.9	2	-	(2)	-	
Provision for tenants in arrears	1.10	67	43	(24)	(56)	50
Miscellaneous direct expenditure	1.11	155	68	(87)	(127)	82
<b>Total direct expenditure</b>		<b>1,446</b>	<b>1,415</b>	<b>(31)</b>	<b>(2)</b>	<b>1,699</b>
<b>Overhead expenditure</b>						
Legal	1.12	92	81	(11)	(14)	97
Audit and finance	1.13	62	70	8	11	84
Community projects	1.14	33	33	-	-	40
Miscellaneous indirect expenditure	1.15	58	55	(3)	(5)	66
<b>Total overhead expenditure</b>		<b>245</b>	<b>239</b>	<b>(6)</b>	<b>(3)</b>	<b>287</b>
<b>Total staff expenditure</b>		<b>228</b>	<b>244</b>	<b>16</b>	<b>7</b>	<b>293</b>
<b>Total expenditure</b>		<b>1,919</b>	<b>1,898</b>	<b>(21)</b>	<b>(1)</b>	<b>2,279</b>
<b>Net operating surplus/(deficit)</b>		<b>1,726</b>	<b>1,661</b>	<b>65</b>	<b>4</b>	<b>1,991</b>
Amortised grant income	1.16	835	826	9	1	991
Depreciation	1.17	(1,984)	(2,013)	29	1	(2,415)
<b>Net amortisation and depreciation</b>		<b>(1,149)</b>	<b>(1,187)</b>	<b>38</b>	<b>3</b>	<b>(1,424)</b>
Sale of assets	1.18	252	-	252	-	-
Replacement component costs		-	-	-	-	(288)
<b>Net gain/(loss) on disposal of assets</b>		<b>252</b>	<b>-</b>	<b>252</b>	<b>-</b>	<b>(288)</b>
<b>Financing interest</b>						
Interest income	1.19	-	-	-	-	-
Interest payable	1.20	(344)	(344)	-	-	(411)
<b>Net interest payable</b>		<b>(344)</b>	<b>(344)</b>	<b>-</b>	<b>-</b>	<b>(411)</b>
<b>Total surplus/(deficit)</b>		<b>485</b>	<b>130</b>	<b>355</b>	<b>273</b>	<b>(132)</b>

## WCH Income and Expenditure Notes

### Income

- 1.1** YTD rent income of £2,603 is (£20k) adverse to budget. Historically, the rental income budget has been set too high. As a result, the 21/22 budget has been set with a prudent approach as rental income can be affected by several factors including timing differences between tenant payment and recognition on the housing management system, loss of income through property voids and normal tenant churn.
- 1.2** YTD tenant service charge income of £170k is £5k favourable to budget. These represent payments received from tenants; however, they are not recovered pound for pound against costs incurred by WCH under 1.6 below as not all service charges incurred by a landlord can be passed on to social housing tenants.
- 1.3** YTD Temporary Accommodation income of £552k is £10k favourable to budget.
- 1.4** YTD Miscellaneous income of £320k is £91k favourable to budget. The balance has not moved since P9 and is mainly comprised of £120k of regeneration completion fees as well as £96k of profit from the purchase and subsequent sale of 6 Gayhurst House. This profit has been recognised as miscellaneous income as it is a regeneration property whereas WCH owned stock profit is recognised within "profit from sales" under 1.18. There is also £28k of reimbursed income from WCC relating to regeneration expenses incurred by WCH, £23k for the tri-partite agreement, £15k of management fees for WCC corporate properties, £13k management income for the RBKC key worker scheme and £25k of other income.

### Expenditure

- 1.5** YTD Housing Management expense fees of (£285k) is £2k favourable to budget.
- 1.6** YTD Service charge expenses of (£676k) is (£126k) adverse to budget due to the estimated 21/22 WCC service charge invoice of (£763k) now being paid and apportioned YTD. A further adjustment invoice/credit note is expected in the latter half of the year. Following conversations with WCC Lessee services it has been identified that the estimate was based on the previous 3-5 years actuals. The annual budget of (£660k) was based on the 20/21 actual with a small uplift. The 22/23 budget will incorporate the same methodology used by WCC.
- 1.7** YTD Repairs expense of (£191k) is £57k favourable to budget due to revenue repairs continuing to be under budget. Repairs costs continue to be reviewed by WCH operational management and finance to ensure there are no miscodings.
- 1.8** YTD Refurbishments expense of (70k) is £149k favourable to budget due to the estimated 21/22 WCC refurbishments invoice now having been paid and apportioned YTD. A further adjustment invoice/credit note is expected in the latter half of the year. Following conversations with WCC Lessee services it has been identified that the estimate was based on the 22/23 WCC Major works budget which has not been finalised. The 21/22 annual budget of (£265k) was based on the 20/21 actual with a small uplift.
- 1.9** YTD Stock refresh programme expense of (£2k) is (£2k) adverse to budget. These costs will be recorded on the income and expenditure at present. WCH auditors are reviewing the government paper and its financial impacts to ascertain if these costs (which are expected to significantly increase throughout the year) can be capitalised and therefore moved to the balance sheet. As these costs and their treatment is new, any costs identified as revenue by the auditors will need to be budgeted in 22/23.

- 1.10** YTD Provision for tenants of (£67k) is (£43k) adverse to budget due to the 21/22 increase in current tenant arrears of (£89k) and the former tenant arrears increase of (£24k). This balance is calculated based on the current and former tenant arrears in year movement (50% of current tenants and 95% of former tenants).
- 1.11** YTD Miscellaneous direct expenditure of (£155k) is (£87k) adverse to budget. The balance is comprised of (£45k) of Council tax costs which are mainly paid at the beginning of the year but are budgeted evenly throughout the year. There are also (£58k) of utility costs as well as (£12k) of communal cleaning costs, (£10k) for fire safety equipment provided to tenants, (£9k) relating to 16 Rogers House, (£8k) tenant incentive payments, (£5k) tenant costs, (£3k) reallocation costs for 8 Cottlesloe House, (£3k) of EPC costs and (£2k) of gardening costs for shared ownership units.
- 1.12** YTD Legal expenditure of (£92k) is (£11k) adverse to budget.
- 1.13** YTD Audit and Finance expenditure of (£62k) is £8k favourable to budget. The reported balance is comprised of (£40k) finance fees payable to WCC and WestCo, (£18k) audit costs and (£4k) of financial software costs.
- 1.14** YTD Community Projects expense of (£33k) is breakeven to budget.
- 1.15** YTD Miscellaneous indirect expense of (£58k) is (£3k) adverse to budget. The reported balance is comprised of valuation expenses of (£44k), MOT property owners Insurance of (£8k), Directors and Liability insurance (£3k), (£2k) Payroll support costs and (£1k) on staff training.
- 1.16** YTD Amortisation on grant income of £835k is £9k favourable to budget due to accounting estimates.
- 1.17** YTD Depreciation of (£1,984k) is £29k favourable to budget due to accounting estimates.
- 1.18** YTD Sale of Assets profit of £252k is due to the sale of 5 Blackwater House.
- 1.19** YTD Interest income of Nil is due to the Bank of England bank rate reduction in 20/21.
- 1.20** YTD interest payable of (£344k) is comprised of the following:

	<b>£'000</b>
Loan 1a - 4.2% repayable by 36/37	49
Loan 1b – 4.2% repayable by 36/37	84
Loan 2 - 5.69% repayable by 22/23	211
<b>Total</b>	<b>344</b>

The 5.69% loan contributes £252k of the total £411k interest due in 2021/22. Should this loan rate be renegotiated downwards then there would be a reduction in the interest expense and would also favourably impact the debt covenant outlined on page 2.

## WCH Balance Sheet

31<sup>st</sup> January 2022

	Note	2021 £'000	2020 £'000
<b>Fixed assets</b>			
Housing stock	2.1	132,278	131,762
Developments under construction	2.2	12,580	9,068
Accumulated depreciation		(18,987)	(17,060)
		<b>125,871</b>	<b>123,770</b>
<b>Current assets</b>			
Trade receivables	2.3	230	225
Accrued income	2.4	1,027	487
Debtors –tenants in arrears	2.5	322	208
Provision for tenants in arrears	2.6	(188)	(120)
Short term assets		-	6,672
Suspense	2.7	(1,932)	347
Prepaid expenses	2.8	139	-
Cash	2.9	6,696	6,987
		<b>6,294</b>	<b>14,806</b>
<b>Current liabilities</b>			
Trade payables	2.10	-	(66)
Accrued expenses	2.11	(1,208)	(7,247)
Deferred income and grants	2.12	(12,371)	(11,948)
Loans repayable within 1 year		(940)	(939)
RBKC Rent Creditor	2.13	(2)	(0)
VAT liability		(0)	(33)
		<b>(14,521)</b>	<b>(20,233)</b>
<b>Net current assets/(liabilities)</b>		<b>(8,227)</b>	<b>(5,427)</b>
<b>Long term liabilities</b>			
Loans	2.14	(7,283)	(7,283)
Long term deferred grants		(108,399)	(108,780)
Amortised grants		8,544	7,741
		<b>(107,138)</b>	<b>(108,322)</b>
<b>Net assets/(liabilities)</b>		<b>10,506</b>	<b>10,021</b>
<b>Reserves</b>			
Retained earnings opening balance		10,021	10,333
Surplus/(deficit) for the year		485	(312)
<b>Total reserves</b>		<b>10,506</b>	<b>10,021</b>

## WCH Balance Sheet Notes

2.1 Housing stock balance of £132,278k has increased by £516k due to £1,576k of property purchases and £63k of property improvements. Additionally, there has been three property disposals to WCC for (£976k) and a reduction of (£147k) in the asset value of Bravington Shared ownership properties following an increase in the expected 25% share to £98,750. It should also be noted that a further £227k of Bravington costs, which are currently held in the developments balance, will transfer to Housing stock upon development completion.

2.2 Development's balance of £12,580k is comprised of the following:

	£'000s
Ladbroke Grove (phase 2) (including retention)	6,776
MOT Yard	3,694
Westminster Voids (to be allocated to Fixed Assets in P12)	602
Bravington (Shared Ownership)	227
Leo court (including retention)	99
Others	1,182
<b>Total</b>	<b>12,580</b>

2.3 Trade Receivables balance of £230k consists of £13k WCC TA, £216k of rental income owed by WCC and £3k of RBKC rental income, offset by (£2k) of tenant payments received into the bank.

2.4 Accrued income breakdown:

	£'000
Monthly rent (Inc. prepayments)	511
Shared ownership future sale (25%) (3 x £98,750)	296
7 Flaxley close equity loan payable by leaseholder to WCH	86
TA (in borough)	91
Monthly Service Charges	19
TA (Out of borough)	24
<b>Total</b>	<b>1,027</b>

2.5 The Debtors – tenants in arrears balance of £322k reflects current and former tenant arrears which have increased by £114k in 21/22. The current balance is comprised of £262k of current tenant arrears and £60k of former tenant arrears.

2.6 The Provision for tenants in arrears balance of (£188k) directly relates to 2.5 above and is calculated as 50% of current tenant arrears plus 95% of former tenant arrears.

2.7 The Suspense balance of (£1,932k) relates to monies received in advance from WCC for future property purchases and where WCH have paid for properties upon instruction from WCC and are awaiting reimbursement.

	£'000s
<b>Monies received from WCC</b>	
51 Doneraile House	(727)
3 Blackwater House	(553)
16 Medway House	(593)
To be reconciled	(59)

**Monies paid by WCH awaiting reimbursement from WCC**

-

---

**Total** **(1,932)**

**2.8** The Prepaid expenses balance of £139k is comprised of £127k for Services charges and £12k for Major works repairs which have both been paid to WCC.

**2.9** The cash at bank balance is £6,696, a decrease of £291k from P12 20/21.

**2.10** The Trade Payables balance is zero.

**2.11** Accrued expenses breakdown:

	<b>£'000</b>
Other accrued expenses Inc. John Aird Court £221k, Leo Court retention of £6k and Ladbroke Grove phase 2 retention of £78k.	(473)
Loan interest	(344)
6 Dalton House – Monies held for future property purchase	(125)
7 Flaxley House Equity loan payable to WCC	(86)
Other services provided by WCC (Management fees/Finance fees)	(114)
WCC (repairs)	(66)
<b>Total</b>	<b>(1,208)</b>

**2.12** Deferred income balance of (£12,371k) has increased by (£423k), the balance is comprised of Affordable Housing grants of (£11,994k) currently under review, prepaid rents of (£197k) and tenant deposits of (£180k).

The Affordable Housing grants balance is comprised of the following:

	<b>£'000</b>
Spot acquisitions to be recycled	(5,070)
Capital receipts to be assigned	(3,336)
Page Street to be recycled	(2,683)
Poplar Harca	(905)
<b>Total</b>	<b>(11,994)</b>

**2.13** RBKC Rent Creditor of (£2k) relates to rental income received from WCC for the key worker scheme which will be passed on to RBKC.

**2.14** The YTD long term loan breakdown:

	<b>£'000</b>
Loan 1a - 4.2% repayable by 36/37	(1,346)
Loan 1b – 4.2% repayable by 36/37	(2,277)
Loan 2 - 5.69% repayable by 22/23	(3,660)
<b>Total</b>	<b>(7,283)</b>

## WCH Statement of Cash flows

For Period 10 ended 31 January 2022

	<b>2021</b>
	<b>£'000</b>
<hr/>	
<b>Cash flows from operating activities</b>	
Cash (absorbed by)/generated from operations	4,209
Interest paid	(344)
<b>Net cash (outflow)/inflow from operating activities</b>	<b>3,865</b>
<hr/>	
<b>Investing activities</b>	
Purchase of tangible fixed assets and developments	(4,027)
Proceeds on disposal of tangible fixed assets	252
Interest received	-
<b>Net cash used in investing activities</b>	<b>(3,775)</b>
<hr/>	
<b>Financing activities</b>	
Grants recycled	(-)
Grants received/(returned)	(381)
<b>Net cash used in financing activities</b>	<b>(381)</b>
<hr/>	
<b>Net (decrease)/increase in cash and cash equivalents</b>	<b>(291)</b>
<b>Cash and cash equivalents at beginning of year</b>	<b>6,987</b>
<b>Cash and cash equivalents at end of year</b>	<b>6,696</b>



### **Appendix 1: Year to Date property acquisitions and disposals**

<b>Property acquired</b>	<b>£'000</b>
9 Westbourne House	648
34 Brinklow House	276
65 Brinklow	310
Flat 7 Hide Tower	342
<b>Total</b>	<b>1,576</b>

<b>Property disposed</b>	<b>£'000</b>
9 Westbourne House	648
5 Blackwater House	328
<b>Total</b>	<b>976</b>

### **Appendix 2: Regeneration properties purchased and sold to WCC in 21/22**

<b>Property</b>	<b>£'000</b>
5 Bridge House	739
2 Ingrebourne House	680
4 Ingrebourne House	678
13 Pool House	642
6 Gayhurst	641
10 Bucknill	631
11 Pool House	621
15 Pool House	620
15 Ingrebourne House	616
26 Eden	605
24 Medway House	586
6 Blackwater House	579
12 Victoria House	529
44 Lambourne House	413
<b>Total</b>	<b>8,580</b>

Please also see suspense account (2.7 above) for properties where monies have been received but the purchase has not yet been made or where purchases have been made and WCH are awaiting reimbursement from WCC.

This page is intentionally left blank

March 2022

## **Westminster Builds Business Plan**

**Business Plan 2022 - 2023**

Westminster Housing Investments Limited and Westminster Housing Developments Limited

# Contents

Introduction from the Chair	3
1. Executive Summary	4
2. Background & Achievements	6
3. Market Commentary	9
4. Current and Planned Activity	12
5. Financial Highlights	24
6. Shareholder Perspective	35
Appendices	38
Appendix 1: Governance	38
Appendix 2: Assumptions	39
Appendix 3: Risk Management	39
Appendix 4: Treasury Management	42



## Introduction from the Chair

In introducing this Business Plan, I would like to reflect on the changes that have affected Westminster Builds (WB) during the current year. None of us could have appreciated the intensity and duration of the pandemic which has changed all our lives in so many ways. More directly this has been a year of change for WB. We have acquired and are now letting our first homes and will be managing 71 homes at the beginning of the period covered by this plan. Over the coming year we will take on 37 further homes and be well on our way to breaking even for our operational expenses. Working with Westminster City Council, we are going through a process of reviewing the role of WB as part of the Westminster family. This has led to us concentrating our focus and activities on the delivery of homes within the city and ensuring the successful delivery of key regeneration sites in Westminster. This plan reflects this approach.

In the past year the Council has created a new Shareholder Committee to give greater focus and clarity to the oversight of its subsidiary entities. We welcome the new governance arrangements introduced by the Council as our sole shareholder to give more direction to our work and more support for the delivery of the tasks set for us. A significant step for us, too, is the development of a new financial plan and business model which will be implemented in 2022/23.

Finally, I would like to pay tribute to the dedication, determination, and drive of Barbara Brownlee, our first Managing Director, who oversaw the creation of Westminster Builds and its development into an effective part of the Council's programme to deliver City for All. I and all her former colleagues wish her well in her new role as Chief Executive of Soho Housing Association.

**Cllr Jacqui Wilkinson, Chair of Westminster Builds**



# 1. Executive Summary

- 1.1 The Westminster Builds Business Plan is to be agreed and approved by the Board and the Council as a shareholder on an annual basis. The previous 2021/22 Business Plan was agreed by the Cabinet in July 2021. Going forward the business plan will be approved by the Council's newly formed Shareholder Committee.
- 1.2 WB was set up in 2018 to help increase the delivery of affordable housing to those who live and work in Westminster but cannot afford the cost of housing appropriate to their needs. It gives the Council an additional option when looking at how it best delivers the schemes planned within the capital programme. It enables the Council to embark on schemes which for example have a more commercial dynamic to them and to enter into joint ventures for scheme delivery, or to hold intermediate or market rental homes which are then not subject to right to buy. Should any market sale homes not find a buyer then the company can also decide to hold onto these and rent them out until the market recovers.
- 1.3 The company has had a successful start. Its joint venture with LinkCity is progressing the Carrick Yard development at Luton Street at pace and has achieved impressive sales to date. In 2021/22 the company took possession of its first 14 homes at Farm Street, with further acquisitions at West End Gate, Parsons North and Moberly/Jubilee contributing to a management portfolio of 71 intermediate units by the end of 2021/22 and potential for a further 37 acquisitions planned for 2022/23. Let at sub-market rents these homes will be genuinely affordable to households on modest incomes.
- 1.4 The company is entering a period of consolidation, building its management portfolio and the processes and procedures needed to support it. While retaining its development aspirations set out in previous business plans, at the Council's direction WB has paused any plans for out of borough activity and removed these from the business plan projections and is instead focusing its core business on sites based in Westminster.
- 1.5 Reflecting this, the 2022/23 business plan document sets out to demonstrate the successes and achievements to date and its current and projected financial performance as well as the company's strategy to continue the implementation of the core of its 2021/22 business plan.
- 1.6 Over the coming year in 2022/23, the company expects the Carrick Yard development to reach practical completion, with purchasers able to move in over the summer, and the sales programme to near selling out. As of 31 January 2022, 63 of the 109 market sale homes on the site had been reserved with a deposit, with interest rising significantly following opening of the show home in January 2022.
- 1.7 The company is finalising the contractual arrangements for the development of 300 Harrow Road and is exploring a further development opportunity at Westmead. In addition, the company will increase the number of homes held for rent with 37 acquisitions anticipated across sites at Ashbridge, Luton Street, and West End Gate Phase 2.



## Financial Summary

- 1.8 Westminster Builds is a business still in its start-up phase. In the early years of the business plan the company is steadily increasing its portfolio of units under management and moving towards a position whereby net income from those units fully covers the operational costs of the company.
- 1.9 In 2021/22, the company is forecast to incur a net loss in year of £101k and a cumulative loss position for the company of £201k. The company is forecast to produce a further loss in 2022/23 which then moves to a net profit position in 2023/24 when the company's share of profits from the Luton Street joint venture materialises.
- 1.10 The company has previously set out three key financial tests against which to assess its longer-term performance and these continue to be important factors against which to assess the revised plans for the company:
- Prudential borrowing against the strength of WB's balance sheet measured by peak debt and Loan to Value (LTV)
  - A clear path to profitability measured by the Company's Interest Cover Ratio (ICR)
  - Long term financial independence within the Business Plan period.
- 1.11 Whilst the removal of the out of borough schemes from the projections has reduced the planned level of capital expenditure by £300m the company continues to meet its financial targets. The company's LTV peaks at a ratio of 0.8x by the end of 21/22 before quickly improving to 0.5x the following year. It then stays within a range of between 0.35x and 0.57x until 2029/30 during which time key development activity is being undertaken. The LTV then reduces annually beyond this point reflecting the gradual pay back of acquisition loans and rise in asset values through assumed rental income inflation. The company is expected to reach an Interest Cover Ratio (ICR) of 1.0 in December 2029 and the target of 1.2 in October 2030. This is a slight improvement on last year's plan where the company was forecast to achieve an ICR of 1.2 in June 2030.
- 1.12 Paragraphs 5.25 through 5.32 provide further analysis of the impact of removing out of borough projects from the business plan.
- 1.13 The third test is a clear route to long term financial independence and whilst WB's debt and equity peaks at £250m in 2028/29, it is projected to be fully repaid by 2060, just two years later than set out in the previous business plan.



## 2. Background & Achievements

### Formation of Westminster Builds

- 2.1 Westminster Builds was established following a Cabinet Report in December 2017, as a response to help deliver the Council's ambition to increase the supply of affordable housing within Westminster.
- 2.2 In June 2018 Westminster Housing Investments Limited (WHIL) and Westminster Housing Developments Limited (WHDL) were incorporated at Companies House. Both WHIL and WHDL are now collectively known under the brand of 'Westminster Builds'. This single brand creates an identity that is distinct from the Council whilst remaining part of the Westminster family.
- 2.3 Increasing the delivery of affordable housing across Westminster is critical for the Council's ambition to create a City for All, an ambition that Westminster Builds (WB) is at the heart of delivering. Since its establishment in 2018, WB has played a key role in extending the resources available to the Council to build and maintain high quality, genuinely affordable housing.
- 2.4 In the four years since its incorporation Westminster Builds has grown and developed from its initial business plan of four exemplar schemes, to a company with a track record of delivery and sales demonstrated by this business plan. The company has also taken its first strides in building a management portfolio of truly affordable homes for Westminster residents.

### Westminster Builds' Objectives

- 2.5 Westminster Builds was created in 2018. At the time the Council's development aspirations were facing restraint from the HRA borrowing cap and the resources available to the Council. The creation of a housing subsidiary offered an opportunity to extend the resources available to the council and maintain delivery.
- 2.6 Westminster Builds remains committed to its greatest strength, a strong connection and shared objectives with Westminster City Council. The founding objectives set down by the Council in its 2017 Cabinet Report remain central to everything the company strives to achieve:
  - Extend the Council's resources by working with the Council to deliver the regeneration and new build or acquisition opportunities identified by the Council
  - Operate on a commercial basis but offering new tenures extending the range of provision available to Westminster residents
  - Work to the scale and pace set by the Council.
  - Work to the Council's quality standards to help ensure quality housing is provided for all income ranges.





- 2.7 Westminster Builds is wholly owned by the Council and ensures the Council maintains control of its valuable assets by offering an alternative to private developers or registered providers. The company also provides a lender margin to the general fund on its lending, creating an ongoing revenue stream for the Council.

## Governance and Organisation

- 2.8 The governance and controls are set out in the Articles of Association, Draft Memorandum of Agreement, through the Board and the Shareholders Committee. While Westminster Builds consists of two companies it acts as one organisation with a single board that meets bi-monthly. The Board comprises four directors who provide oversight, influence, and future direction for the company.

The current Board membership is:

- Cllr Jacqui Wilkinson (Chair)
- James Green (Interim MD)
- Stephen Muldoon (Finance Director)
- Neil Wightman (Director)

- 2.9 While the Board is responsible for the day-to-day running of the company and is the decision-making body, the shareholder retains ultimate control. At present, the company does not employ any staff or directors directly and so directors have dual roles in both the Council and the company. This dual role helps ensure the purpose of the company remains closely aligned to the ambitions of the Council.

## Achievements to Date

- 2.10 In matching the Council's ambition the company has operated with agility and pace, striking a £100m joint venture deal at Luton Street within its first full year of operation. A deal that has gone from strength to strength, building upon the Council's relationship with Linkcity to deliver a scheme that outsold the market in 2020's first Covid lockdown. With sales that cross-subsidise the delivery of 62 new affordable homes as well as a brand-new sports centre, there is significant investment in the nascent Church Street Green Spine and refurbishment works for local residents.

- 2.11 Other notable achievements to date include:

- Intervention at Jubilee Phase 2 to unlock the delivery of 54 homes and a new sports hall, increasing the quantity of affordable homes delivered by 19.
- Acquisition of homes at Farm Street, West End Gate and Parsons North, expanding the affordable tenancies offered by the Council to residents. The completion of all these acquisitions mean that WB will be in possession of 71 homes for letting at intermediate rent.



- Approval of 300 Harrow Road's Full Business Case with the project expected to transfer across to the company by 31<sup>st</sup> March 2022.

## Changes and development since the last Business Plan

2.12 In the 18 months since the Board approved the 2021/22 business plan there have been a number of changes:

- In July 2021 Barbara Brownlee resigned as Managing Director, James Green has informally stepped into that role on an interim basis and Neil Wightman has been appointed to the board.
- The Council has established a Shareholder Committee to provide oversight and direction for all its subsidiaries which includes Westminster Builds. This is a member led committee.
- At the direction of the Council, WB has paused its pipeline opportunities and refocused on supporting the delivery of the Council's existing pipeline. The budgeted expenditure of £148m and projected income associated with these opportunities have therefore been removed from the business plan.
- While the Council continues to consider its options for the delivery of Church Street Site A, the company has removed the scheme from its business plan. However, the Council has retained a budget for partnership delivery in the general fund which could be made available to the company.
- A number of smaller acquisitions have been added and removed from the business plan to reflect the Council's latest development programme.
- The Council continuously reviews its development programme and changes to schemes, programme and tenure mixes have been reflected in this revised business plan.
- Cashflows and programmes have been updated to reflect the latest project positions, cost plans and commercial structures.



## 3. Risk and Market Commentary

- 3.1 Westminster Builds has operated in a time of uncertainty and change, both political and economic. At its incorporation, Brexit remained a significant uncertainty weighing on London's economic future. The outbreak of Covid-19 in March 2020 widened the range of opinions on the capital's housing market, with a move towards larger properties and gardens as well as an exodus to towns as working from home rules were extended.
- 3.2 While, at the time of writing, Covid-19 appears to be moving from pandemic to endemic, the economic fallout of supply chain and energy cost issues have led to significant inflation which threaten to reduce standards of living. These have been exacerbated by Russia's illegal invasion of Ukraine and the significant sanctions placed on Russia by UK and other countries.
- 3.3 Appendix 3 sets out a summarised version of WB's risk register, which is reviewed regularly.

### War in Ukraine

- 3.4 The war in Ukraine has introduced significant additional uncertainty to an already volatile marketplace. Primarily impacting oil and energy prices, as governments and companies boycott Russian exports, it will also impact manufacturing, transportation, and on-site activities.
- 3.5 As countries across the globe impose sanctions and companies start to divest from Russia, there will likely be a significant economic impact as well as a slowing of investment and borrowing fuelled by economic nervousness.
- 3.6 In addition to gas and oil, Russia is a major producer of steel, aluminium and timber and Ukraine is a major producer of steel. The price of steel is a major factor in the cost of construction projects, as an example concrete reinforcement bars (rebar) are already at unprecedented prices and on very long lead-in times, and the current situation will further impact this.
- 3.7 There are concerns that travel interruptions in the region may spread across eastern and central Europe, this will put further pressure on an already fragile supply network. The construction team continue to liaise closely with contractors and consultants to get a broad view of market activity and confidence to inform risk assessments at project and programme level, but the developments relating to in Eastern Europe are too recent, volatile and uncertain to understand their impact fully and so are unable to be adjusted for in this business plan.

### Residential Market Commentary

- 3.8 Throughout the pandemic the housing market has remained strong, supported by the stamp duty freeze and low supply. The House Price Index for City of Westminster increased by 9% in the 12 months to November 2021. While this metric is positive for the company's financial viability, it underlines the importance of its objective of providing truly affordable housing to those who live and work in Westminster.



3.9 Westminster Builds has instructed Savills to undertake a full market report, with a summary appended to the main business plan. However, these individual schemes continue to undertake regular market reviews:

- 300 Harrow Road – JLL Red Book - £43m
- Ebury Phase 2 – JLL – Refresh under way to inform Outline Business Case
- Westmead – Knight Frank - £38m

3.10 WB has also sought advice from Pinnacle Housing on private rent provision at Westmead and receives regular reports from each project's sales agents through the project team. The sales leads for each project are:

- Luton Street – Alex Baker
- 300 Harrow Road – Michelle Kane
- Westmead – Alex Baker
- Ebury Phase 2 – Michelle Kane

## Construction Risks

3.11 The combined impact of leaving the European Union, Covid-19 and the global supply chain crisis has created material and labour shortages as well as pushing inflation to recent highs. A number of contractors are pushing for risk sharing clauses in future contracts as well as increasing contract values.

3.12 Material Shortages:

- The materials shortages and price increases continue to be a risk/issue across the programme. In terms of Luton Street, West End Gate and Parsons North, all three sites have recently warned that they are experiencing difficulties in sourcing materials, which may manifest as delays to Practical Completion.
- The development team are working with the supply chain to regularly check-in on what impact this is having on the programme, and to seek opportunities for mitigations, such as alternative suppliers or products. The team are also looking at opportunities for placing early orders. Stockpiling is a less effective option, with many of the pre-Brexit stockpiles now exhausted / depleted as a result of the pandemic. We are also ensuring as we enter into main works contracts that there are provisions for additional time but that the main contractor takes the risk in terms of any price impacts. These tend to be standard provisions that are being applied within the sector.

3.13 Labour Shortages:

- As with the materials shortage, labour shortages are becoming a much greater issue. Berkley Homes, Bouygues, Osborne and United Living are all reporting difficulties in securing sufficient labour (particularly bricklayers, plumbers and electricians). Again, this issue has the potential to slow-down production and impact completion dates, it is also a significant factor



in the higher tender prices being returned. As with the materials shortages some of the live sites have warned that this issue has the potential to delay practical completion. As above, we are adopting standard contract terms within all contracts that we are negotiating through this period to enable extensions of time but with the contractor taking the pricing risk. This will not necessarily be the case on older contracts.

#### 3.14 Price increase and inflation:

- As well as the impact to dates on our live sites, we are already seeing significant increases in tender returns. Main contractors are reporting difficulties in securing tenders from sub-contractors; where the sub-contractors are providing quotes these are much higher than anticipated and time limited. This is compounded by unprecedented rises in material and labour input costs.
- On Package B of the Infills programme (Torricon) our main contractor Osbourne has struggled to get a consistent level of responses from the market across all package returns and has only received single returns on a number of cases. However, some major packages such as M&E and ground works have received multiple returns, which can make the VFM exercise more difficult to justify and lead to increased reliance on consultant cost plans.
- Based on industry reporting and in headline terms, tender prices are increasing by 4.5%-5% in Q2 2021 and 3% in Q3 2021. Both materials and building costs are anticipated to rise by 15% from Q2 2021 to Q2 2026 (next 5 years).



## 4. Current and Planned Activity

### Performance During 2021/22

- 4.1 During 2021/22 the company has been in a period of consolidation, focusing on delivery of the company's existing development schemes at Luton Street and Jubilee, working up plans for development at 300 Harrow Road and undertaking the company's first intermediate unit acquisitions across sites at Farm Street, West End Gate and Parsons North.
- 4.2 The company has also been engaged in a range of activity progressing future development and acquisition plans, working with the Council to establish clear governance arrangements and strengthening the operation of the business.
- 4.3 Other activity includes:
- Approval of the full business case for development scheme at 300 Harrow Road and review of commercial structure for delivery through the company
  - Development of a management agreement with WCC for the management and maintenance of the company's intermediate units
  - Implementing recommendations from a recent internal audit report for the company
  - Financial modelling review -Summer 2021
  - Appointment of new financial modellers -Spring 2022
  - Working capital facility arranged with WCC
  - Draw down of loan and equity to support live development schemes and new acquisitions for 21/22
  - Scheme specific tax and state aid reviews to support decision making
  - The Council has set up a Shareholder Committee to oversee activity within all of its subsidiary companies including Westminster Builds
- 4.4 The table below highlights key targets and metrics set out in the previous business plan against how the company has performed during 2021/22.



**Figure 1: 2021/22 Performance Against Targets**

Target by March 2022	Business Plan	Forecast	Performance
<b>Homes Under Management</b>	<b>42</b>	<b>71</b>	<b>+ 29</b>
<ul style="list-style-type: none"> <li>Phased completion of West End Gate has brought forward 29 units previously expected to complete in 2022/23.</li> </ul>			
<b>WHDL Schemes under Construction</b>	<b>3</b>	<b>2</b>	<b>- 1</b>
<ul style="list-style-type: none"> <li>Schemes have progressed in the Council while a review of delivery through WHDL was concluded, this has resulted in 300 Harrow Road remaining within WB, however further work linked to overall viability has delayed the transfer of Westmead.</li> </ul>			
<b>Pipeline Acquisitions Under Contract</b>	<b>49</b>	<b>0</b>	<b>- 49</b>
<ul style="list-style-type: none"> <li>Following a Westminster City Council decision, the out of borough pipeline programme was put on hold.</li> </ul>			
<b>Cumulative Capital Expenditure</b>	<b>£69.6m</b>	<b>£61.7m</b>	<b>- £7.9m</b>
<ul style="list-style-type: none"> <li>Removal of Pipeline (£5.5m) and alterations to 300 Harrow Commercial Structure (£11m) offset by bringing forward the acquisition of 29 homes at West End Gate (£7m) and re-profiling of costs at Luton Street (£4m)</li> </ul>			
<b>Debt Drawn</b>	<b>£40.8m</b>	<b>£44.9m</b>	<b>+ £4.1m</b>
<ul style="list-style-type: none"> <li>The changes to the commercial structure on Harrow Road have reduced the grant allocated to Westminster Builds, increasing the total debt, despite capex reducing.</li> </ul>			
<b>Sales Secured</b>	<b>0</b>	<b>59</b>	<b>+59</b>
<ul style="list-style-type: none"> <li>The sales relate to Luton Street, previously the business plan did not include a profile for off-plan sales, assuming instead 20% were sold at practical completion and a further 70% over the following year, a purposefully prudent approach. To date (Jan '22) 59 of the 109 (54%) homes have been exchanged.</li> </ul>			
<b>Units Let</b>	<b>42</b>	<b>10</b>	<b>-32</b>
<ul style="list-style-type: none"> <li>Lettings have been agreed on a total of 10 out of 14 intermediate units at Farm Street. The shortfall relates to Parsons North and Jubilee, where delays to completion mean WB will not receive these units until late February, early March 2022</li> </ul>			

4.5 Further details of each of the development and acquisition schemes undertaken during 2021/22 are shown below:



### Development Schemes: Luton Street (Carrick Yard)

- 4.6 2020/21 marked an exciting chapter in Westminster Builds' development. Following the creation of a joint venture with LinkCity at Luton Street in Q3 of 2019/20, the development has progressed at pace and the sales programme commenced. The site, now branded as Carrick Yard, a nod to its history as a Coal Yard and the local artist Andrew Carrick Gow, launched into a difficult market as the first Covid-19 lockdown began to ease. Despite this its international launch, which followed a local launch and period of UK exclusivity, was highly successful, earning the accolade of London's bestselling scheme during lockdown.
- 4.7 WB's joint venture at Luton Street with LinkCity continues to deliver at pace and to a high standard. The sales programme remains on track to achieve 70-80% sales before completion. In January 2022, 3 social rent townhouses at Fisherton Street completed and the remaining 169 homes including 59 affordable at the main site expect to follow in Summer 2022.



### Developments: 300 Harrow Road

- 4.8 The company has been working closely with the project team of 300 Harrow Road, a development in Westbourne Ward including 112 new homes. The project's full business case was approved by the Council in July 2021 and officers are now working with the Council to finalise its transfer to Westminster Builds.
- 4.9 The company has worked closely with the Council to review the value for money offer and the commercial structures for delivering developments through Westminster Builds. As a result, 300 Harrow Road has been recommended for delivery through Westminster Builds, and it is intended that Westmead and Ebury Phase 2 will follow as those schemes develop.







Acquisitions: Jubilee

4.10 The summer of 2020 saw the commencement of Jubilee Phase 2, with the company forward funding the acquisition of 19 homes which are due to complete in March 2022. The 19 units will be rented at a discount to market rent increasing the number of affordable homes delivered by the scheme.



Acquisitions: Farm Street

4.11 The first acquisition by the company at Farm Street required a significant shift from the theoretical to the practical and involved building the groundwork and setting the precedent for all future schemes to follow. The acquisition of 14 homes at the award-winning Farm Street was achieved in October 2021.





### Acquisitions: West End Gate

4.12 In November 2018 the Council agreed to purchase 130 new affordable (s106) homes from Berkerley at their West End Gate scheme. 93 of those units were social homes and 37 intermediate. In October 2021 the Council then agreed for Westminster Builds to acquire 37 intermediate units in two tranches, 29 units in Block B in 2021/22 and a further 8 units in a second tranche. The remaining 8 intermediate homes in blocks E/F will finish construction next year.



### Acquisitions: Parsons North (Venice Court)

4.13 Parsons North is a Council mixed-tenure development scheme comprising 60 homes. Of the 19 affordable homes built, WB will be acquiring the 9 intermediate rent, with the remaining 10 retained by the Council as social rent. The scheme also includes 41 market sale.

4.14 Following Council approval of the scheme Full Business Case in September 2019, construction began and is due to complete in February 2021. WB Board approval to acquire the homes was obtained on 4th November 2021 and the units are programmed to transfer to the company in Q4 2021/22.





### Planned Activity for 2022/23

4.15 During 2022/23 Westminster Builds plans to expand its rental portfolio with acquisitions programmed at Ashbridge and Luton Street, as well as the second phase of West End Gate. In total this will increase the units under management by 37 to 108 (71 in 2021/22). The company also plans to progress development on 300 Harrow Road and work with the Council on developments at Westmead and Ebury Phase 2 as it works up its business cases and explores delivering those sites on behalf of the Council.

#### Acquisitions: Ashbridge

4.16 Part of the Council's AAC projects building 77 homes across 3 sites linked through planning, Ashbridge consists of 24 affordable homes, of which 14 are intermediate and are earmarked for acquisition by Westminster Builds.



#### Development: Westmead

4.17 Westmead is currently working through viability and procurement and is subject to change and approval. However, the business plan presents a shift from private rental towards a for sale scheme. At the time of its Outline Business Case, March 2020, sentiment favoured a rental product for Westmead, reflecting the development's single core shared by social, affordable, and



private tenants, and the advice suggested that the renters would be less averse to this arrangement than outright purchasers. However, Knight Frank, the sales agent, has revised their position and in the meanwhile the gap between rental and sales prices have widened to make sale a more favourable option.

4.18 The shift to sale had increased profitability in the short run but the trade-off is that the rental portfolio has reduced by 41 private homes.



Acquisition: Ebury Phase 1 and Development: Ebury Phase 2

4.19 Ebury is the Council's ambitious estate regeneration project in the south of the borough, delivering 781 homes across two phases. Construction has commenced on phase one which the Council is self-developing. WB has entered into an agreement for lease to acquire the 44 Intermediate rent homes on this phase, less any offered to returning leaseholders.

4.20 A number of delivery routes are being considered for phase two, which are subject to a business case and approval. However, the Business Plan includes a WB led delivery of phase 2 with significant retained assets including 178 market rent homes.





4.21 The full programme of schemes covered as part of this business plan and units being delivered is shown in the table below.



**Figure 2: WB Development and Acquisitions Programme**

Project name / scheme name		WB total homes	Retained			Developed and sold	
			Int. Rent retained	Market Rent retained	Sale to HRA/LA	Sale by WHDL	Sale by Third Party
<b>Contractually Committed schemes – Legals complete</b>		<b>179</b>	<b>70</b>	<b>0</b>	<b>0</b>	<b>0</b>	<b>109</b>
Luton St / Carrick Yard	JV	109					109
Jubilee	Acq.	19	19				
Farm Street	Acq.	14	14				
West End Gate	Acq.	37	37				
<b>Approved schemes – WB Board has agreed to deliver/acquire scheme</b>		<b>227</b>	<b>98</b>	<b>41</b>	<b>27</b>	<b>61</b>	<b>0</b>
300 Harrow Road	Dev.	112	34		17	61	
Westmead	Dev.	65	14	41	10		
Parsons North	Acq.	9	9				
Torrison House Car Park	Acq.	8	8				
Luxborough Street	Acq.	14	14				
Pimlico (Balmoral)	Acq.	19	19				
<b>Budgeted schemes – WB Board has allocated funds in BP</b>		<b>739</b>	<b>260</b>	<b>178</b>	<b>141</b>	<b>160</b>	<b>0</b>
Luton St Intermediate	Acq.	19	19				
Ashbridge Street	Acq.	10	10				
Ebury Bridge Ph.1	Acq.	28	28				
Ebury Bridge Ph.2	Dev.	555	76	178	141	160	
Lisson Grove Programme	Acq.	46	46				
Church Street Ph2 – Site A	Acq.	58	58				
Lydford	Acq.	8	8				
Brunel	Acq.	15	15				
<b>Pipeline – presented but not yet allocated budget in BP</b>		<b>0</b>	<b>0</b>	<b>0</b>	<b>0</b>	<b>0</b>	<b>0</b>
None at present							
<b>Pipeline Prospects – identified not yet presented to Board</b>		<b>0</b>	<b>0</b>	<b>0</b>	<b>0</b>	<b>0</b>	<b>0</b>
Church Street Ph2 – Sites B & C	Acq.						
<b>Total</b>		<b>1,145</b>	<b>428</b>	<b>219</b>	<b>168</b>	<b>221</b>	<b>109</b>



## Sales Programme

- 4.22 The company's sales programme currently consists of two schemes, Luton Street which is live and 300 Harrow Road which has not launched to the market yet.
- 4.23 Luton Street comprises 109 private units known as Carrick Yard. After launching in the summer of 2020 into a difficult market the scheme initially sold well, bolstered by an international launch. The scheme has subsequently had a second, smaller scale, international launch to help drive sales on the run into practical completion.
- 4.24 To date (as of 31<sup>st</sup> December 2021), 59 of the 109 (54%) have been reserved. The sales team are targeting 80% of the homes to be reserved by practical completion, July 2022, and are hopeful that the launch of the show home and a reinvigoration of the local sales strategy will help drive the remaining sales.
- 4.25 Sales values to date at Carrick Yard remain above the business plan metric of £1,200 per ft<sup>2</sup>.
- 4.26 300 Harrow Road consists of 61 for sale units across a development of 112 homes and have been valued at £42m.

## Acquisition Programme

- 4.27 As previously noted, the company's programme of acquisition of affordable homes from the Council is underway. The first homes from Farm Street transferred in October 2021 following a significant amount of work setting up the legal and financial framework for these transfers. These acquisitions were followed by purchases of units at West End Gate and Parsons North.
- 4.28 In total the company has plans to acquire a total of 405 homes over the business plan period. The table below sets out the timeline of future acquisitions and the build-up of the company's management portfolio:



**Figure 3: Forecast Acquisitions over Business Plan Period**

	2021/22	2022/23	2023/24	2024/25	2025/26	2026/27	Future Years
Farm Street	14						
West End Gate Phase 1	29						
Parsons North	9						
Jubilee Phase 2	19						
Luton Street		19					
Ashbridge Street		10					
West End Gate Phase 2		8					
Torridon House			8				
Westmead			14				
Luxborough Street			14				
300 Harrow Road			34				
Ebury Bridge Ph.1			28				
Pimlico B					19		
Church Street Ph.2 - Site A						58	
Ebury Bridge Ph.2							76
LGP - Lilestone Street							15
LGP - Orchardson Street							31
<b>Annual Total</b>	<b>71</b>	<b>37</b>	<b>98</b>	<b>0</b>	<b>19</b>	<b>58</b>	<b>122</b>
<b>Cumulative Total</b>	<b>71</b>	<b>108</b>	<b>206</b>	<b>206</b>	<b>225</b>	<b>283</b>	<b>405</b>

## Management Arrangements & Lettings Progress to Date

4.29 There is a management agreement in place with the Council whereby the Westminster Housing team take on the management and maintenance of the units acquired at Farm St, West End Gate and Parsons North. Through the management contract, Westminster Housing and their intermediate tenancy team, Westminster Homeownership are also responsible for finding tenants in line with the Council's priorities as set out in the S106 agreement. These tenancies will be Assured Shorthold Tenancies (ASTs). Acquisitions across Farm Street, West End Gate and Parsons North have completed in the second half of 2021/22. The position for each scheme in terms of planning for and managing the letting of individual units is summarised below:

- Farm Street: As of February 2022, lettings have been agreed on 10 out of the 14 units, with 6 homes now occupied. The remaining units are being actively marketed.
- West End Gate: Marketing of 29 of the intermediate rent homes in Block B of West End Gate has commenced alongside the 79 Council-owned social homes in Block B and D. New tenants are expected to occupy the units early in 2022/23.
- Parsons North: Westminster Homeownership have begun marketing the 9 WB intermediate units at this site. The management of the estate and externals of the block will





be undertaken by the Council's appointed managing agent, currently Pinnacle. The maintenance of the affordable core, including lifts and major repairs will be undertaken by Westminster and recharged to WB.

## Risk Management

- 4.30 The Board have undertaken a series of extensive risk workshops led by independent professional advisors, which resulted in a comprehensive risk register being compiled including decisions taken.
- 4.31 The Board regularly reviews the key risks to the company. Broadly these can be categorised as corporate risks, those relating to the operation and management of the business, and project risks, which are specific to individual schemes or programmes. The table set out in Appendix 3 summarises the key corporate risks of the company as well as risks that are present in all or the majority of projects in the company's business plan.



## 5. Financial Highlights

5.1 Westminster Builds is a business still in its start-up phase. While significant progress has been made on shaping its commercials and financial arrangements, it has only just begun to build an income generating portfolio from which it can start to move towards financial independence. In this start-up phase the company is heavily reliant on debt and shareholder loans provided by the Council.

### 2021/22 Scheme Expenditure

5.2 The value of development scheme and acquisition expenditure during 2021/22 is forecast to total £40.5m, this is £7.6m above budgeted expenditure for the year of £32.9m largely due to the accelerated expenditure profiles for key schemes.

**Figure 4: 2021/22 Forecast Capital Expenditure Against Budget**

2021/22	Budgeted Expenditure	Forecast	Variance
	£'000	£'000	£'000
Luton Street	14,065	16,825	2,760
Jubilee	2,755	3,979	1,224
300 Harrow Road	3,722	7,585	3,863
Westmead	1,854	192	(1,662)
Acquisitions -Farm Street	2,800	2,750	(50)
Acquisitions -West End Gate	5,543	6,970	1,427
Acquisitions -Parsons North	2,183	2,183	0
<b>Total Expenditure</b>	<b>32,922</b>	<b>40,484</b>	<b>7,562</b>

2021/22 forecast expenditure includes:

- £12m expenditure on acquired units at Farm St, West End Gate and Parsons North
- £21m on payments into the Luton Street JV and Jubilee scheme development
- £7.6m forecast spend on the 300 Harrow Road development

The Variance against budget is a result of the following:

- Additional variations at Luton Street leading to an overspend of £640k, funded via a new facility, as well as an updated contractor profile bringing forward expenditure.



- Revised treatment of expenditure at Jubilee, to reflect gross expenditure, whereas the business plan netted off grant funding.
- Revised timing of CIL payments and other scheme expenditure on the Harrow Road
- Review of procurement route on Westmead has delayed the project.
- Revised split of West End Gate's acquisition cost, reflecting that the units purchased in 2021/22 command higher rents than those following next year.

### Capital Expenditure Plans 2022/23 and Beyond

- 5.3 Planned capital expenditure across the business plan period has reduced significantly from £832m in the previous plan to £531m in the current plan. This is largely due to the removal of the out of borough pipeline schemes (£148m) and Church Street Site A (£94m).
- 5.4 The table below sets out planned expenditure by scheme over the next 5 years. The table sets out development scheme costs and planned acquisitions together with company-wide contingencies held against both categories of schemes.
- 5.5 Over the next five years the company plans to undertake a significant proportion of the activity in the business plan, completing the developments at 300 Harrow Road, Westmead and Ebury Phase 2a and completing a further 212 unit acquisitions to bring the number of units under management to 283. Gross expenditure over that time totals £369m including contingency. Many of these schemes are set out in section 4 above.



Figure 5: Planned Capital Expenditure over Next 5 Years

Westminster Builds: Annual capital cost programme 2022/23-2026/27						
	£'000	£'000	£'000	£'000	£'000	£'000
	2022/23	2023/24	2024/25	2025/26	2026/27	5 year total
<b>Development Costs</b>						
300 Harrow Road	£9.1m	£20.7m	£0.2m	£0.6m	£0.1m	£30.6m
Westmead	£3.0m	£22.9m	£4.0m	-	-	£29.9m
Ebury Phase 2a	£7.7m	£33.5m	£43.0m	£58.0m	£1.8m	£144.1m
Ebury Phase 2b	£1.6m	£5.1m	£25.0m	£25.3m	£30.4m	£87.4m
Ebury Phase 1	-	£7.4m	-	-	-	£7.4m
<b>Acquisitions</b>						
Luton Street Intermediate (HRA intermediate)	£4.0m	-	-	-	-	£4.0m
Pimlico (HRA intermediate)	-	-	-	£4.6m	-	£4.6m
Luxborough	-	£3.4m	-	-	-	£3.4m
Torridon House	-	£1.3m	-	-	-	£1.3m
Ashbridge	£1.8m	-	-	-	-	£1.8m
West End Gate Phase 2	£2.2m	-	-	-	-	£2.2m
300 Harrow Road - Int	-	£8.9m	-	-	-	£8.9m
Church Street - Site A	-	-	-	-	£13.6m	£13.6m
Lydford	-	-	£2.0m	-	-	£2.0m
Brunel	-	-	-	£4.1m	-	£4.1m
<b>External Investments</b>						
Luton Street	£8.5m	-	-	-	-	£8.5m
<b>Total Capital Expenditure</b>	<b>£38.0m</b>	<b>£103.1m</b>	<b>£74.3m</b>	<b>£92.6m</b>	<b>£45.9m</b>	<b>£353.9m</b>
<b>Contingency</b>						
Contingency on Developments	£1.1m	£4.1m	£3.6m	£4.2m	£1.6m	£14.6m
Contingency on Investments	£0.4m	-	-	-	-	£0.4m
<b>Total Capital Expenditure inc Contingency</b>	<b>£39.5m</b>	<b>£107.2m</b>	<b>£77.9m</b>	<b>£96.8m</b>	<b>£47.5m</b>	<b>£369.0m</b>

## Profit and Loss Projections

5.6 The statement below shows the 2019/20 and 2020/21 audited profit and loss position for WHIL and projections for the following 5 years to 2025/26. It shows that the company has produced a cumulative loss of £100k up to the end of 2020/21. This is projected to rise during 2021/22 and 2022/23 with the company moving into a profit position in 2023/24 when the Luton Street LLP distributes its profits.



**Figure 6: Profit and Loss Projection for next 5 years**

£'000	Actual	Actual	Forecast	2022/23	2023/24	2024/25	2025/26
	2019/20	2020/21	2021/22				
Rental Income	0	0	79	1,165	1,874	2,925	3,417
Other Income	67	128	140	140	15	0	0
Return on Investments	0	0	0	0	12,645	0	0
<b>Gross Profit</b>	<b>67</b>	<b>128</b>	<b>219</b>	<b>1,305</b>	<b>14,533</b>	<b>2,925</b>	<b>3,417</b>
Cost of Sales	0	0	0	(373)	(600)	(936)	(1,093)
Administrative Expenses	(134)	(494)	(416)	(770)	(785)	(801)	(817)
<b>Profit/(loss) before Interest and Tax</b>	<b>(67)</b>	<b>(366)</b>	<b>(197)</b>	<b>163</b>	<b>13,149</b>	<b>1,188</b>	<b>1,506</b>
Interest Receivable*	280	110	794	335	0	0	0
Interest Payable**	0	(56)	(698)	(957)	(1,535)	(2,062)	(2,407)
<b>Profit/(loss) before Tax</b>	<b>213</b>	<b>(313)</b>	<b>(101)</b>	<b>(459)</b>	<b>11,614</b>	<b>(875)</b>	<b>(901)</b>
<b>Cumulative Profit /(loss) before tax</b>	<b>213</b>	<b>(100)</b>	<b>(201)</b>	<b>(660)</b>	<b>10,954</b>	<b>10,080</b>	<b>9,179</b>

\*Luton Street LLP. Under the arrangement the cash interest payments by the JV will not be received until practical completion and the sale of homes, however it is recognised in the year it is incurred and capitalised against the debt.

\*\* Relates to interest payable on acquisitions or funding for JVs (in the year its paid). Excludes interest on developments which is capitalised and flow to WHDL's P&L as part of the profit on disposal calculations.

5.7 The company is currently forecast to have a net loss in 2021/22 of £101k. The forecast loss in the previous business plan was £657k higher. Rental income for the year is lower than previously forecast following delays to the acquisition of homes. However, this has also resulted in lower than forecast interest payable costs. The additional facility of £640k at a rate of 8%, as well as accelerated draw downs, has increased interest receivable and in turn interest payable as WB has called down upon additional finance from the Council.

5.8 Finally administrative costs for the company are expected to be lower than previously forecast, driven in part by a slimmer, more focused administrative structure. The comparison up to 2023/24 is shown in the table below.



**Figure 7: Profit and Loss Forecast and Comparison with Previous Business Plan**

	Previous Years 2020/21	2021/22	2022/23	2023/24	Total
	£'000	£'000	£'000	£'000	£'000
<b>Previous BP Profit / (Loss)</b>	(146)	(758)	(996)	5,153	3,253
<b>New BP Profit / (Loss)</b>	(100)	(101)	(660)	11,614	11,743
<b>Movement</b>	46	657	336	6,461	8,490

## Funding Requirement

5.9 Westminster Builds incurs costs associated with running the business, undertaking development and construction activities as well as acquiring and managing new homes for intermediate and market rent. Whilst it generates income from open market sales and rental income, there is also a significant funding requirement which is planned to be met through debt and shareholder loans from the Council as shown in the table below.

**Figure 8: Capital Expenditure and Funding over the Business Plan Period**

Capital Sources and Uses	WHDL	WHIL
<b>Costs</b>		
Development costs	(£381.3m)	
Development costs through investments		(£43.7m)
Acquisition costs excluding acquisitions from WHDL		(£84.3m)
Acquisition costs from WHDL		(£133.1m)
Central contingency	(£19.1m)	(£2.2m)
Company overheads	(£4.1m)	
Tax	(£3.1m)	
<b>Income</b>		
Market sales income (includes exit sales)	£283.9m	
Income from sales to WHIL	£133.1m	
Return from investments		£55.2m
Net rental income (all tenures)		
Grant	£17.1m	
<b>Net capital spend</b>	<b>£181.6m</b>	
<i>Peak Council Development Exposure</i>	<i>£169.5m</i>	
<i>Peak Council Acquisition Exposure</i>	<i>£215.4m</i>	
<i>Peak council exposure</i>	<i>£252.6m</i>	

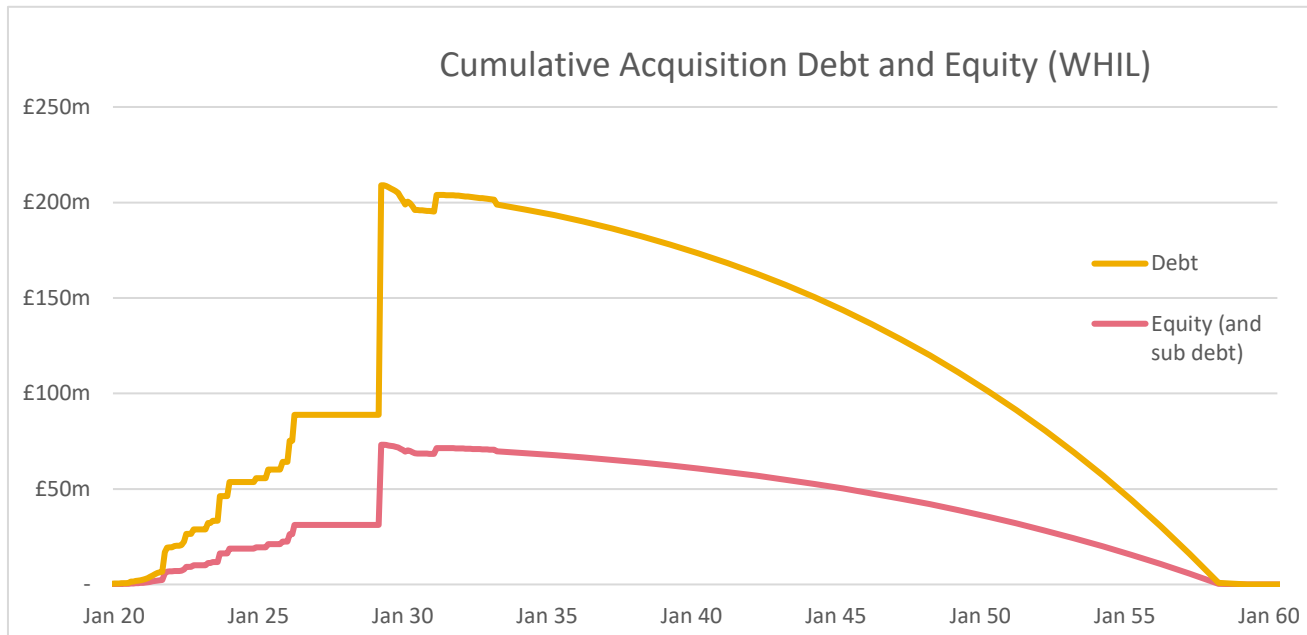
5.10 The peak debt requirement during the business plan period in relation to development is £170m and acquisitions £215m. This has reduced significantly from the previous business plan in line



with the reduction in capital expenditure on out of borough developments and Church Street Site A as previously explained.

5.11 The graph below shows the cumulative debt and equity position each year until 2060. It shows that debt peaks in January 30 but is fully repaid by January 2060.

**Figure 9: Cumulative Debt and Equity**



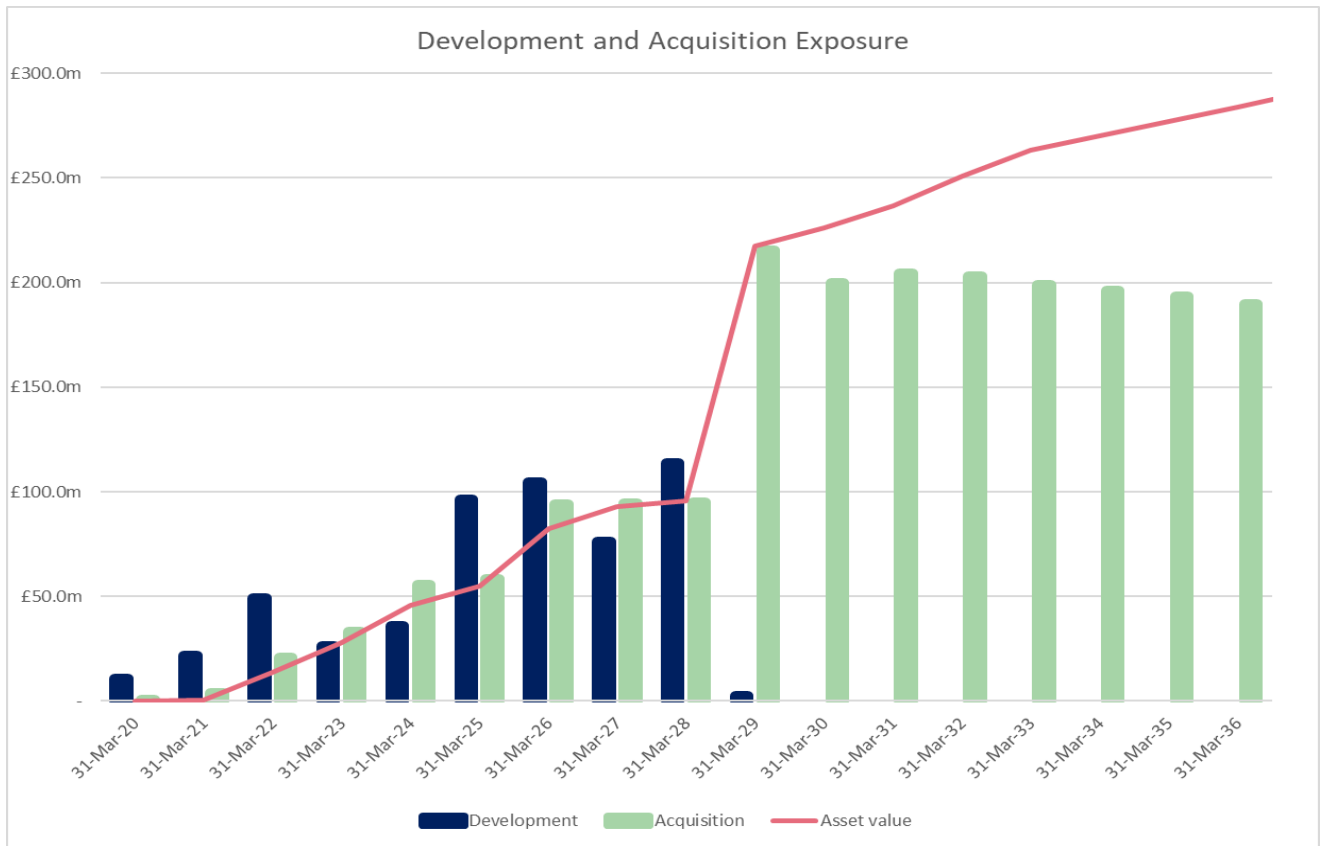
5.12 The graph below shows the level of funding requirement split between development (dark blue) and acquisitions (light green). The development phase funding is repaid from the following sources subject to the specific scheme:

- open market sales
- Sale of market rent homes to WHIL
- Sale of social rent homes and non-residential space to the HRA
- Sale of Intermediate homes to WHIL

5.13 These income sources repay the development debt but, where WHIL acquires rented homes from WHDL, it borrows to fund these acquisitions, hence the total exposure within WHIL increases. The peak acquisition debt of £215m is substantial but it should be noted that this is used to acquire income generating assets. As these homes are occupied, the proceeds from the net rental income are used to service debt costs.



**Figure 10: Asset Values and Debt**



### Cashflow Forecast

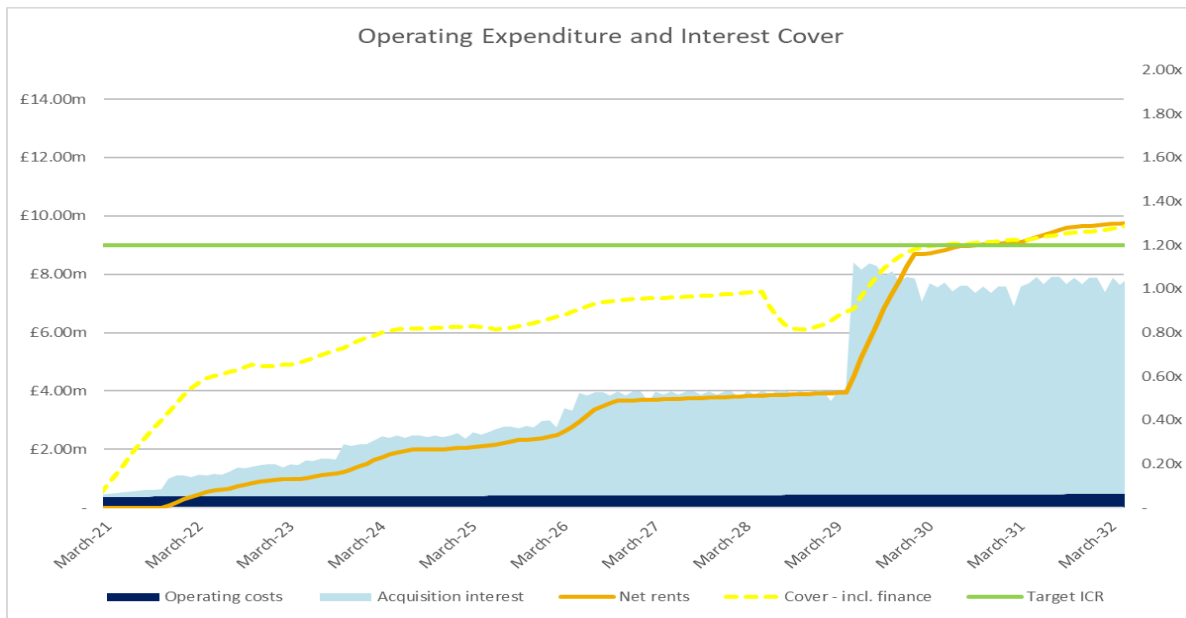
- 5.14 Cashflow is critical to any company, and it is particularly relevant to WB as a new company without reserves to fall back on. The early years of the business plan are particularly challenging as the company slowly builds up its rental units within WHIL and begins to embark on its planned development schemes.
- 5.15 The business plan operates on a nil cash balance basis, drawing debt when required and repaying it when the company is in surplus. WB has a metric of achieving a 1.2 Interest Cover Ratio, which means it can meet its interest cost and still have an operating cashflow to either repay debt or meet other costs.
- 5.16 The graph below shows the operating cashflows for WHIL over the next 10 years excluding WHDL (where all cashflows are capitalised). The blue shaded area represents the ongoing revenue costs of the company consisting of operating costs (dark blue) plus interest incurred on debt (light blue). Whilst net rental income from units acquired (orange) makes a contribution towards those costs, it takes until January 2030 before there is sufficient income for annual company costs to be fully covered from revenue. At this time the company will hold a portfolio of 575 units made up of 397 intermediate and 178 market rent. The spike in interest costs in 2029





represents completion of Ebury Phase 2 and the associated acquisition of intermediate and market rent homes from that development.

**Figure 11: Interest Cover Analysis over next 10 years**



### Rental Model for Acquisitions within WHIL

- 5.17 Westminster Builds will hold a rental portfolio of open market rent and intermediate rent units. The resulting income stream relies upon red book valuations for market rent and Westminster’s intermediate rent policy for affordable homes held within Westminster.
- 5.18 The operational costs arising from managing and maintaining this portfolio is expressed as a percentage of gross income. The standard assumption used within the business plan is 32% and includes an allowance for potential income lost i.e., voids. This also includes an assumed annual contribution into a sinking fund for the future major repairs needed to the portfolio of properties.
- 5.19 The company has a management agreement in place with Westminster Housing for the management and maintenance of units at its first three intermediate rent acquisitions sites, Farm Street, West End Gate and Parsons North.
- 5.20 The standard gross to net assumption of 32% will be refined over time following experience on these initial sites. Management information from these sites will be key to understanding where this assumption may need to be varied going forwards in future iterations of business plan modelling.



## Performance against Financial Benchmarks

- 5.21 The 2021/22 Business Plan was built on a medium-term business plan that achieved long term profitability, reflecting the pace at which the Council wants to operate. The Business Plan set three financial tests to ensure affordability:
- Prudential borrowing against the strength of WB's balance sheet measured by peak debt and Loan to Value (LTV)
  - A clear path to profitability measured by the Company's Interest Cover Ratio (ICR)
  - Long term financial independence within the Business Plan period.
- 5.22 The table below sets out projections for company performance against these metrics over the next 10 years. By 2031/32 it shows the company's LTV at 0.55x and its ICR above target at 1.21. By comparison the 2021/22 business plan showed the company's LTV at 0.52x and its ICR at 1.37. Debt peaks at £148m in January 2026 but then that reduces down to £93m by the end of that financial year.

**Figure 12: Forecast Performance Against Metrics**

Business Plan KPIs	2020/21	2021/22	2022/23	2023/24	2024/25	2025/26	2026/27	2027/28	2028/29	2029/30	2030/31	2031/32
Debt (£m)	16.0	44.9	20.8	50.2	89.3	93.1	76.4	95.4	126.6	130.9	133.2	132.1
Loan to Value	0.78	0.79	0.79	0.47	0.56	0.58	0.46	0.35	0.44	0.48	0.57	0.55
Interest Cover Ratio	0	0.15	0.59	0.66	0.81	0.83	0.9	0.96	0.99	0.89	1.19	1.21

- 5.23 Long term financial independence for Westminster Builds as a target aims to provide freedom to the company, and the Council as lender, on how the company is funded over the long term. By demonstrating the ability to repay debts in full, the company can progress knowing it has a range of financing options open to it, such as refinancing outside the Council, leveraging its balance sheet to undertake more development or acquisitions or alternatively be debt free and utilising surplus to invest in and maintain existing stock.
- 5.24 In line with the previous business plan, Westminster Builds remains on track to repay its debts by the end of the Business Plan period, i.e. March 2060, just two years later than the previous business plan.

## Financial Impact of Changes to Business Plan

- 5.25 The financial impact of the changes made to the business plan since the previous year's iteration as set out in page 8 is shown in the table below.



Business Plan KPIs	Business Plan	Business Plan	Variance
	21/22	22/23	
<b>Total Capital Expenditure*</b>	<b>£832.3m</b>	<b>£530.6m</b>	<b>- £301.7m</b>
<b>Peak Debt</b>	<b>£508.8m</b>	<b>£250.9m</b>	<b>- £257.9m</b>
<b>WHIL Stabilisation (ICR 1.2x)</b>	<b>April 2031</b>	<b>October 2030</b>	<b>- 6 Months</b>
<b>Debt Repaid</b>	<b>March 2060</b>	<b>March 2060</b>	<b>-</b>
<b>Overall Geared IRR</b>	<b>6.94%</b>	<b>6.74%</b>	<b>- 0.20%</b>
<b>Return On Capital Employed (ROCE) - Development</b>	<b>1.32x</b>	<b>1.21x</b>	<b>- 0.11x</b>
<b>Return On Capital Employed (ROCE) - Acquisitions</b>	<b>6.84x</b>	<b>6.80x</b>	<b>- 0.04x</b>

\*Includes programme contingency of £32m (21/22) and £21m (22/23)

- 5.26 The key changes highlighted above have impacted the scale of activity in the business plan but have a much smaller impact on its key metrics.
- 5.27 Planned capital expenditure has fallen by £302m to c£530m. This movement is predominately driven by the removal of Pipeline (out of borough) projects (£148m) and Church Street Site A (£94m). Further changes in the structures and tenure mixes of projects has led to a £23m fall in the capital cost of Ebury Phase 2 and £19m in 300 Harrow Road.
- 5.28 The removal of and changes to these schemes have reduced the peak debt of the company from £509m to £251m, although the timing of that peak remains unchanged at March 2029, just prior to the profit from the development of Ebury being fully realised.
- 5.29 The modest change in metrics highlights two key ideas. Firstly, that the previous business plan took a cautious view on the returns from the out of borough projects. This considered approach ensured that the business plan remained affordable even if opportunities did not develop as planned. As a result, the total removal of these projects has had a minimal impact on the business plan.
- 5.30 The second key factor is the business plan period, 40 years, and the resulting dominance of long-term acquisitions on the metrics. This can be seen by a larger fall in the ROCE for developments only.
- 5.31 Throughout 2021/22 the company has worked closely with the Council to understand the cost of managing and maintaining rental homes. This has resulted in management costs rising from a standard assumption of 28% to 32%. The intention is that future iterations of the business plan



will have site specific rates, however the 4% shift in costs has reduced the company's cashflow and its ability to repay debt, demonstrated by the fall in IRR and ROCE.

- 5.32 Overall, the company remains profitable, and its strength of balance sheet means it can fully repay its debt by 2060.

## Climate Agenda

- 5.33 Westminster Builds is committed to delivering on the Council's ambition for Westminster to be carbon neutral by 2040. Significant energy efficiency improvements have been achieved across Council schemes in recent years, reducing our environmental impact while helping protect residents from the worst impacts of energy cost increases. However, there is much more to do to reach net zero.
- 5.34 WB has supported the removal of gas boilers at Luton Street, Jubilee and 300 Harrow Road. The additional costs at Luton and 300 Harrow Road were funded by project contingencies. WB also notes the Council's review of other schemes with gas boilers and welcomes action to introduce air source heat pumps at Ashbridge.



## 6. Shareholder Perspective

### Financing Assumptions

6.1 The business plan activity is funded through debt and equity investment into the company from the Council as sole lender and shareholder. The business plan applies a set of standard assumptions to that financing which are then assessed further for individual development schemes and acquisitions at the point at which they are arranged. The key assumptions within the business plan are listed below:

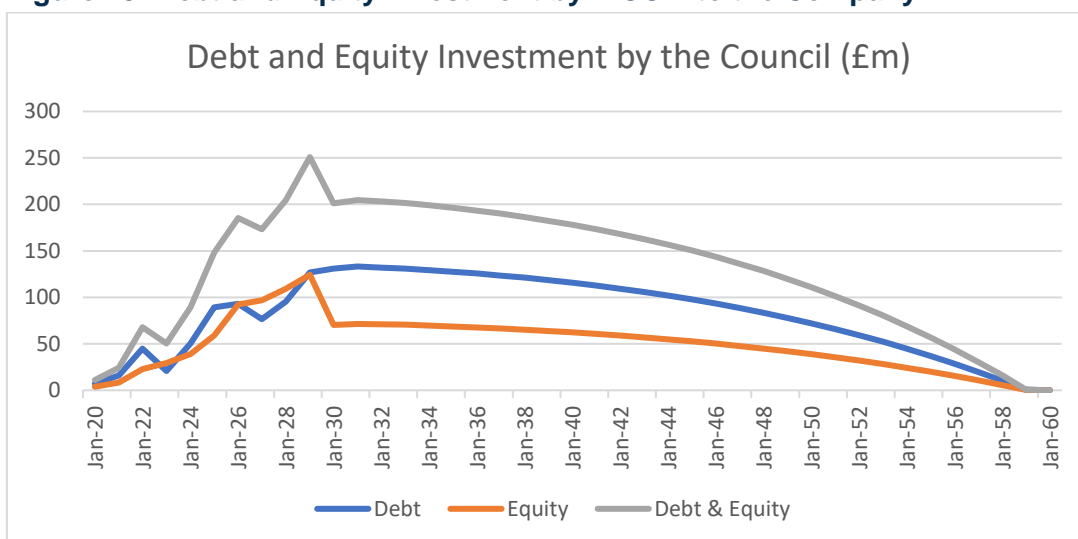
- The first 35% of funding will be a shareholder loan as quasi equity and the remaining 65% as senior debt
- Shareholder loans are provided at 0% interest rate and senior debt for acquisitions at 5.5% and for developments at 6%
- Development finance will be repaid from receipts of the development, first repaying senior debt then shareholder loans
- Acquisition shareholder loans and senior debt will be repaid pro-rata
- Development loans will have fixed terms to match the development and sales period, acquisition debts will match the life of the asset

6.2 The model also assumes that profits will be retained by the company and not paid out to the shareholder via a dividend. These profits are then used to lower the debt requirement to fund future schemes.

### Financing Requirement for the Council

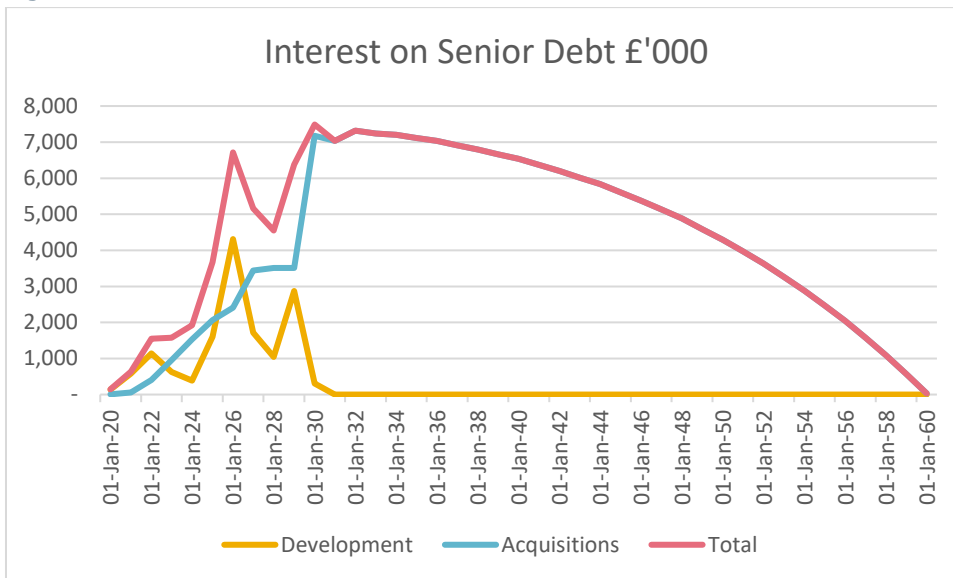
6.3 Over the life of the business plan the financing required from the Council peaks at £250m. Of that total peak investment, the senior debt required is £133m.

**Figure 13: Debt and Equity Investment by WCC into the Company**



Interest paid over to the Council over the life of the business plan in relation to that senior debt is £185m. This includes interest due annually on long term investment loans supporting the acquisition of units but also capitalised interest on development loans which is payable once a development is complete and the senior debt is repaid. Annual interest due to the Council over the business plan period up to 2059/60 is shown in the graph below.

**Figure 14: Annual Interest due to the Council on Senior Debt**



\* This includes interest on both acquisition loans and capitalised interest on development loans which will be paid to the council when the loan is due to be repaid

### Luton Street

- 6.4 Luton Street continues to have strong sales outperforming expectations within the previous business plan. As at January 2022 contracts have been exchanged on 59 homes to date with a value of £59m. There remains strong interest in the scheme, and the LLP is targeting at least 70% exchanged before practical completion, a strong achievement. Based on exchanges to date the LLP will repay its £56m senior debt on practical completion of the scheme. This significantly de-risks the council’s investment in the project.
- 6.5 Sales values to date have exceeded the business plan position and are forecast to return a profit of over £21m, of which Westminster Builds will receive a 60% share. This exceeds the FBC position of £8m. This demonstrates Westminster Build’s successful intervention in a stalled development to provide new homes in the borough whilst also achieving value for the shareholder.

### 2022/23 Investment Position

- 6.6 The projected investment of WCC in WB as at the end of 2021/22 is £67.9m. In terms of providing reassurance of how this is supported by assets within WB, it will by that point have £12m in the form of bricks and mortar – the acquisitions of Farm Street, Parsons North and West End Gate -



£10.2m as an advance payment on the acquisition of 19 intermediate units at Jubilee, £9.7m in assets under construction at Harrow Road and £36m on-loaned to Luton Street Development LLP for the development at Carrick Yard. As stated above, the strong levels of exchanges would indicate that this investment at Luton Street (debt and equity) is not underperforming and will be repaid in full across 2022/23 and 2023/24 along with any profit achieved. Thus, the Council can be reassured that the investment in WB at this juncture remains sound.



# Appendices

## Appendix 1: Business Plan Schemes – Programme and Governance

WB is aligned with the Council’s processes through the preparation and approval of business cases. The approvals process for WB follows that of the Council, using Strategic, Outline and Full Business Cases, as projects move through the approval process. To distinguish the paper to WB Board from the Business Case submitted to the Council, WB uses the term Investment Case. These along with the Council equivalent stage are summarised below:

Gateway	Westminster Builds	WCC
1	Strategic Investment Case (SIC)	Strategic Outline Case (SOC)
2	Outline Investment Case (OIC)	Outline Business Case (OBC)
3	Full Investment Case (FIC)	Full Business Case (FBC)

On a project level, the company has developed governance structures and processes which mirror the Council’s own governance, to ensure its activities are adequately controlled. It is aligned with the Council’s Capital Review Group and business case process to ensure the Council is fully informed of proposed transactions between WB and WCC. All capital expenditure decisions are considered and voted upon by the directors with a quorum of three.

The diagram below sets out the key bodies responsible for the strategic and operational management of the company:





## Appendix 2: Business Case Assumptions

A range of assumptions have been applied in the business plan to enable the development of financial forecasts for the company. The table below summarises those key assumptions.

Business Plan Assumptions	
WHDL Finance Rate	6%
WHIL Finance Rate	5.50%
Gearing	65% Debt 35% Equity
Development Contingency	10% at OBC
	5% at FBC
CPI	2%
IMR Growth	CPI+1%
OMR Growth	2%
HPI	2%
Operating Cost	£375k per company per annum
Acquisition Yield	IMR - 4%
	OMR - 3.75%
Management Cost	IMR - 32%
	OMR - 29%

Scheme specific assumptions such as build costs, values for open market sales and rent and phasing which are site specific will vary between schemes. These assumptions are developed and applied using experience and knowledge from other schemes undertaken by the Council, independent specialist advice such as market value assumptions and market data. Assumptions are stress tested as part of the individual business case and wider business planning processes.

## Appendix 3: Risk Management

The table below sets out a summarised version of the



the key corporate risks of the company as well as risks that are present in all or the majority of projects in the company’s business plan.

Risk	Mitigation	Risk rating
<b>Corporate Risks</b>		
Over time the company’s objectives, future goals and vision may lose alignment with those of the Council expressed through Shareholder Committee	<p>Continuous and transparent discussions with Council officers and the Shareholder Committee. Regular reporting of progress and outcomes with decisions properly documented.</p> <p>Annual approval of the Company’s business plan by the Shareholder Committee and reporting against business plan.</p>	
Lack of effective/robust governance from the Council	<p>Continued close alignment of the company’s governance with the Council’s existing framework to ensure scrutiny of decisions.</p> <p>Continuous communication for on-going projects and reports to WCC boards (i.e. GPH Board, CRG) and to the Shareholder Committee</p> <p>Maintaining primacy of the Council and shareholder in decision making</p>	
Insufficient resource to deliver both new homes and long-term management service.	<p>An SLA between WB and the Council will define the level of service expected and the duties and responsibilities of both parties.</p> <p>Working with WCC to scope out future requirements, enabling the Council to build the capacity required for long term management</p>	
Business plan is not viable, or scheme/ development risks are not well managed	<p>The business plan will be supported by extensive modelling and sensitivity analysis around key assumptions, with the support of expert advice. Scheme proposals within the business plan will be subject to further scrutiny through the Board as well as WCC’s Capital Review Group and approval processes.</p>	
Unforeseen risks experienced by	<p>The WB Board receives regular updates on the issues coming out of the recent reports on the difficulties being experienced by some local authority companies,</p>	



Risk	Mitigation	Risk rating
other Local Authority companies	so that the lessons learnt from these experiences can be applied at Westminster.	
<b>Project Risks</b>		
Increased project costs due to market factors	Brexit and Covid-19 have caused significant shocks to both the construction and housing market leading to increased build costs, risk of interest rate increases, and a slowdown in housing market. WB continues to evaluate the market with each project undergoing scenario and sensitive modelling in addition to having appropriate levels of contingency in place.	
Homes prove difficult to rent or sell	<p>Viability appraisals are supported by independent Red Book valuations and external advice from market experts to ensure schemes progress with homes priced and designed to suit the market.</p> <p>This engagement with market professionals continues throughout the development with external sales advice, marketing support and pricing reviewed constantly by the sales team, with a view to mitigate through bulk sales or conversions to rental if required.</p>	



## Appendix 4: Treasury Management

### Business Plan Funding Assumptions

The business plan applies a standard set of assumptions to the funding of development and acquisition sites. In practice when funding arrangements are being agreed for specific acquisition or developments sites the Council obtains state aid and legal advice to set an appropriate set of commercial terms and interest rates between the Council and the company. The key assumptions are listed below:

- The first 35% of funding will be via a shareholder loan and the remaining 65% will be in the form of senior debt
- Senior debt for development schemes attracts an interest rate of 6% and acquisition schemes 5.5% reflecting the decreased risk and increased quality of collateral
- Development finance will be repaid from receipts of the development, first repaying senior debt then shareholder loans
- If WHIL acquires built units from a WHDL development, the company will refinance the investment through a separate loan agreement
- Acquisition shareholder loans and senior debt will be repaid pro-rata
- Development loans will have fixed terms to match the development and sales period, acquisition debts will match the life of the asset

### New Loans Agreed During 2021/22

New senior debt and shareholders loans agreed between the Council and the company during 2021/22 total c£12m. This funding has been used to support the acquisitions at Farm Street, West End Gate and Parsons North and is split £7.8m senior debt and £4.2m shareholders loans. The loans have been agreed for a period of 50 years reflecting the life of the assets and are scheduled to be repaid over that period. Interest rates agreed in practice on those loans have been set between 4.69% and 5.25%, which is below the standard assumption applied within the business plan and hence the plan is prudent in respect of this assumption.

### Working Capital Facility

The company has access to a working capital facility of up to £2m from the Council to meet operational expenses whilst it grows and expands and begins to bring in a revenue stream from its acquisition units and profits from its development schemes. Interest is charged on that facility at 8% above the base rate so it will be important to ensure that cashflows are managed where possible to minimise the call upon this facility.

All business cases for acquisitions allow for a sinking fund to be set aside for the future repairs and maintenance of rental units. This forms part of the deduction of 32% from the gross rental income allowed for in the business plan for managing and maintaining these assets. In the initial years after acquisition the call against this fund should be relatively low which will mean that the company will be able to benefit from cash held within this fund to help towards minimising the need to access the working capital facility.



## Treasury Strategy

The aim over the longer term is to ensure that the company is as cash efficient as possible. The way in which it achieves this will depend on the interest rate environment in which the company is operating. In the current backdrop of low interest rates, the strategy is to use any cash inflows to the company to lower the need for external borrowing. Initially any excess cash will be used to reduce the need to access the working capital facility, further into the business plan period when the working capital facility is no longer needed, this will refocus on reducing the level of longer-term external debt needed to finance development schemes or acquisitions.



This page is intentionally left blank